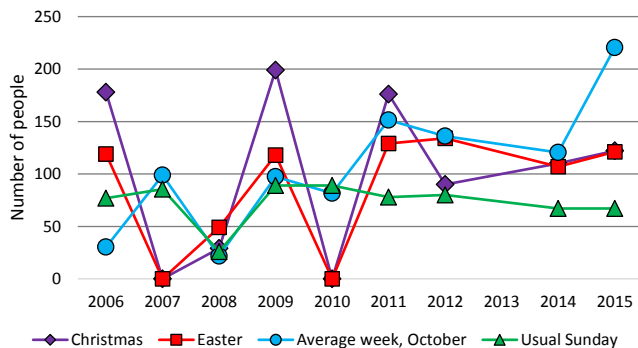
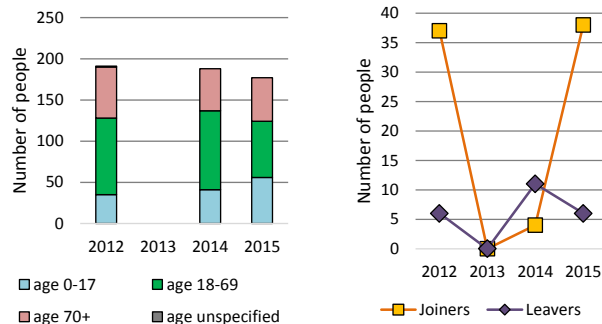


# Dashboard for the benefice of Glouc St Geo w Whaddon in the Deanery of GLOUCESTER CITY

### 1. Attendance summary, 2006-15



### 2. Worshipping community, 2012-2015



## Benefice census summary

Benefice population (2011): 9727

	Benefice	Diocese	National
% aged 0-17	21%	20%	21%
% aged 18-44	33%	33%	37%
% aged 45-64	25%	28%	25%
% aged 65 & over	20%	19%	16%
% Christian	66%	64%	59%
% non-Christian religion	1%	2%	9%

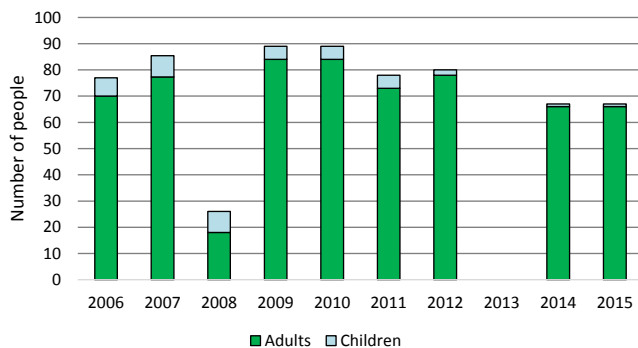
For more detailed census information see <http://arcg.is/1RaS4CS>  
<https://www.churchofengland.org/about-us/facts-stats/research-statistics.aspx>

Number of churches in benefice (2016): 2

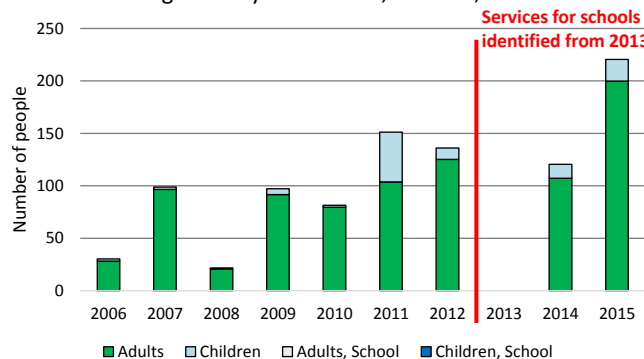
Benefice code: 16/108BH

Number of parishes in benefice (2016): 2

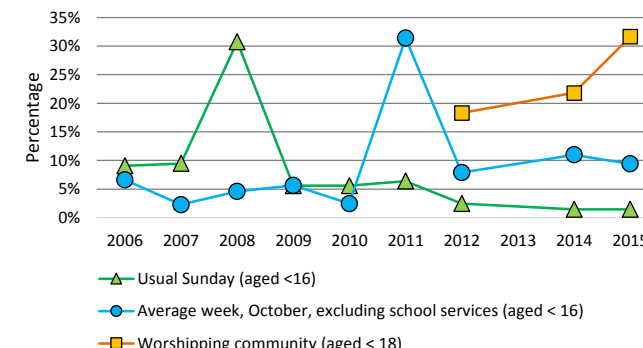
### 3. Usual Sunday attendance, 2006-15



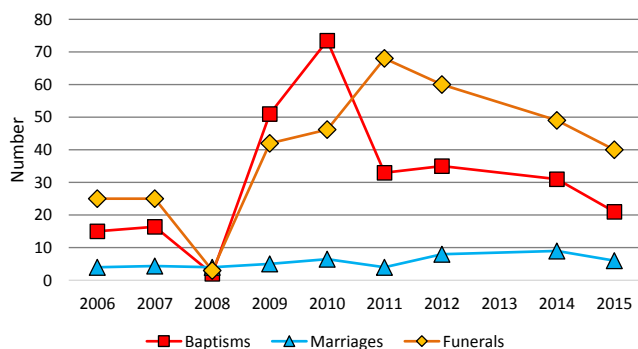
### 4. Average weekly attendance, October, 2006-15



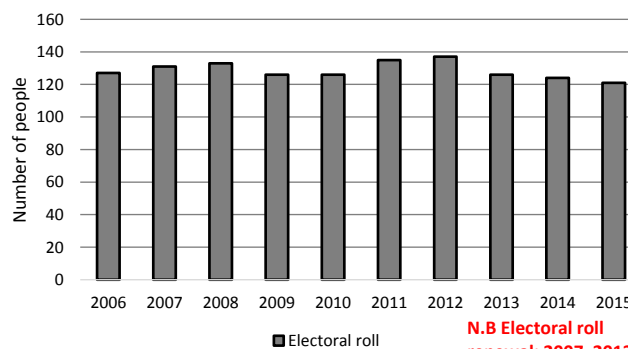
### 5. Percentage children, 2006-15



### 6. Baptisms, marriages, & funerals, 2006-15



### 7. Electoral roll, 2006-15



This dashboard contains figures as submitted by churches currently in the benefice

**Attendance statistics** have been taken from annual Statistics for Mission returns.

Average weekly attendance: attendance at Sunday and midweek church services & fresh expressions in October; Figs 1 & 5 do not include attendance at services for schools.

Easter: Easter Eve & Easter Day; Christmas: Christmas Eve & Christmas Day.

Baptisms: all baptisms & thanksgivings.

Marriages: marriages and services of prayer & dedication after civil marriages.

Funerals: those held in church & at crematoria/cemeteries.

Worshipping Community information has been collected from 2012 onwards.

**Census data** taken from the 2011 national Census.

The above statistics have been mapped onto benefice boundaries so are approximations.

For more information, see:

<https://www.churchofengland.org/about-us/facts-stats/research-statistics.aspx>

Variations in attendance from year to year may be the result of changes in the number of churches that submitted returns, or changes in parish/benefice structure.

Number of churches included in submitted returns: 2006 2; 2007 2; 2008 1; 2009 2; 2010 2; 2011 2; 2012 0; 2013 0; 2014 2; 2015 2.

Produced by the Research and Statistics Unit, Church House, Great Smith Street, London SW1P 3AZ. Date of production: 31/1/17

Every effort has been made to ensure that data are reliable. We would be grateful to be notified of any significant errors or omissions by email to [statistics.unit@churchofengland.org](mailto:statistics.unit@churchofengland.org)



Follow us on Twitter:  
@cofestats



Research and Statistics