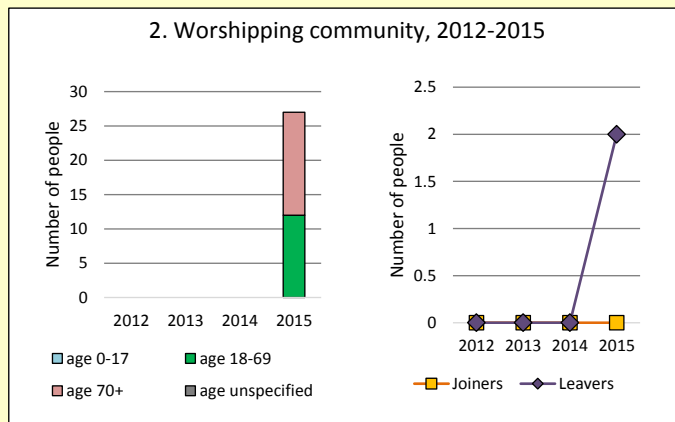
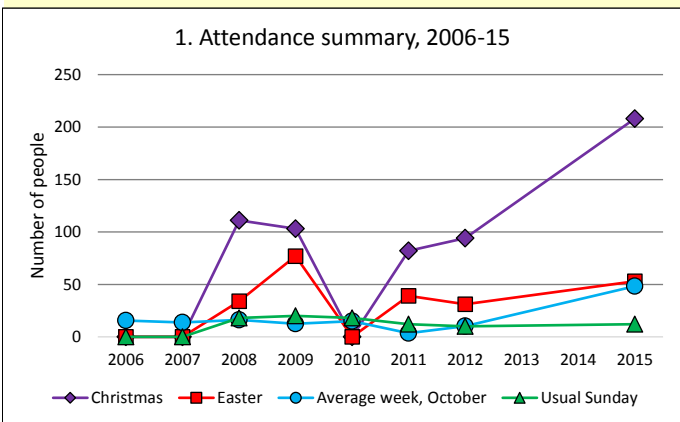


# Dashboard for the parish of Tredington: St John the Baptist in the Deanery of TEWKESBURY and WINCHCOMBE



## Parish census and deprivation summary

Parish population (2011): 585

	Parish	Diocese	National
% aged 0-17	20%	20%	21%
% aged 18-44	26%	33%	37%
% aged 45-64	34%	28%	25%
% aged 65 & over	19%	19%	16%
% Christian	69%	64%	59%
% non-Christian religion	1%	2%	9%

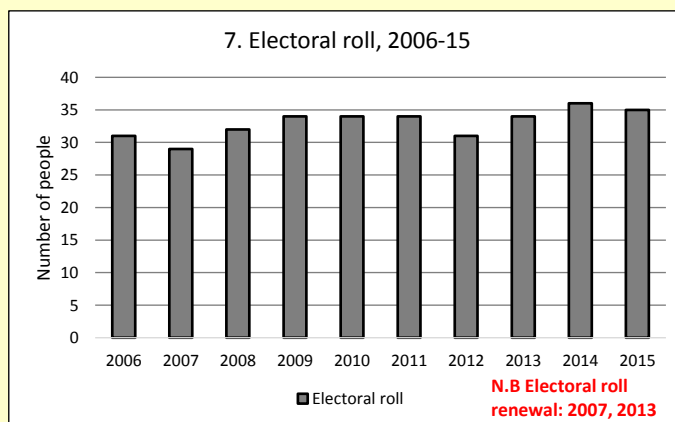
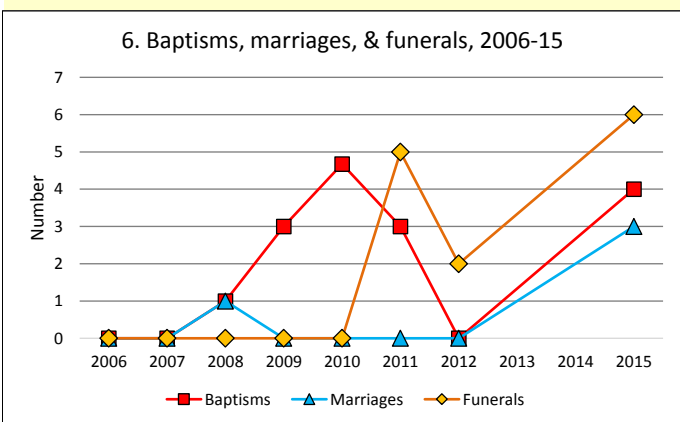
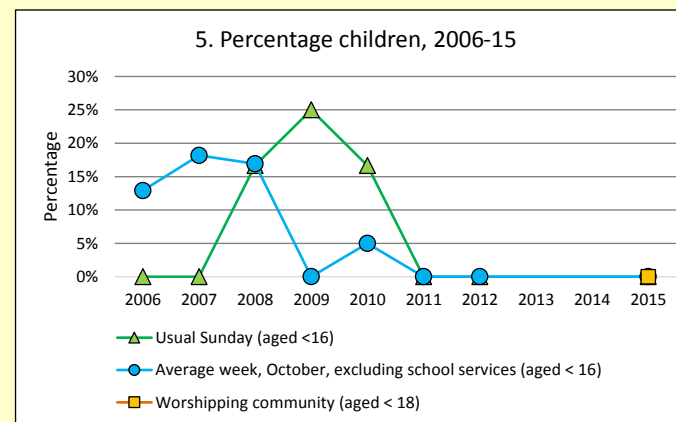
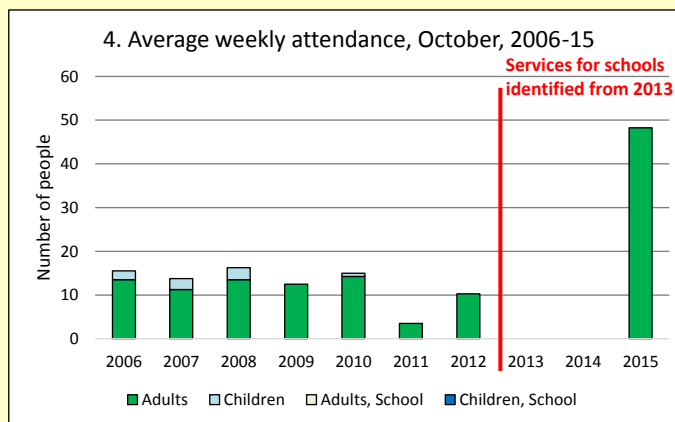
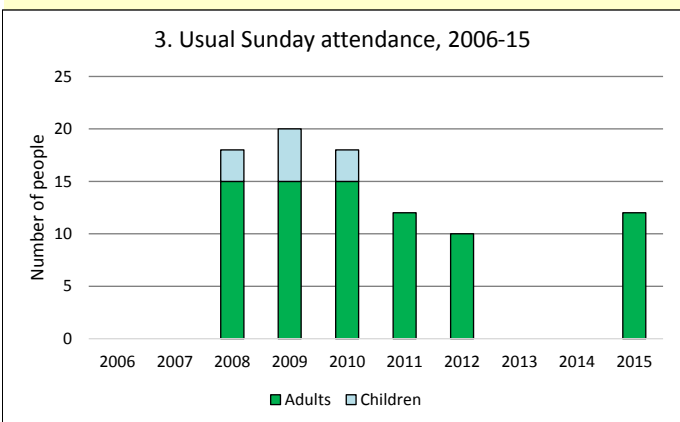
Parish deprivation rank (IMD, 2015): 10657

(1=most deprived parish in the Church of England, 12,599=least deprived)

For more detailed census & deprivation information see <http://arcg.is/1RaS4CS>  
<https://www.churchofengland.org/about-us/facts-stats/research-statistics.aspx>  
 and <http://www2.cuf.org.uk/poverty-england/poverty-map>

Number of churches in parish (2016): 2

Parish code: 160219



This dashboard contains figures as submitted by churches currently in the parish

**Attendance statistics** have been taken from annual Statistics for Mission returns.

Average weekly attendance: attendance at Sunday and midweek church services & fresh expressions in October; Figs 1 & 5 do not include attendance at services for schools.

Easter: Easter Eve & Easter Day; Christmas: Christmas Eve & Christmas Day.

Baptisms: all baptisms & thanksgivings.

Marriages: marriages and services of prayer & dedication after civil marriages.

Funerals: those held in church & at crematoria/cemeteries.

Worshipping Community information has been collected from 2012 onwards.

**Census data** taken from the 2011 national Census.

**Deprivation statistics:** IMD taken from the English Indices of Deprivation, published by the Department for Communities & Local Government, Sept 2015.

The above statistics have been mapped onto parish boundaries so are approximations.

For more information, see:

<https://www.churchofengland.org/about-us/facts-stats/research-statistics.aspx>

Variations in attendance from year to year may be the result of changes in the number of churches that submitted returns, or changes in parish/benefice structure.

Number of churches included in returns: 2006 2; 2007 2; 2008 2; 2009 2; 2010 2; 2011 2; 2012 2; 2013 0; 2014 0; 2015 2.

Produced by the Research and Statistics Unit, Church House, Great Smith Street, London SW1P 3AZ. Date of production: 8/12/16

Every effort has been made to ensure that data are reliable. We would be grateful to be notified of any significant errors or omissions by email to [statistics.unit@churchofengland.org](mailto:statistics.unit@churchofengland.org)



Follow us on Twitter:  
@cofestats



Research and Statistics