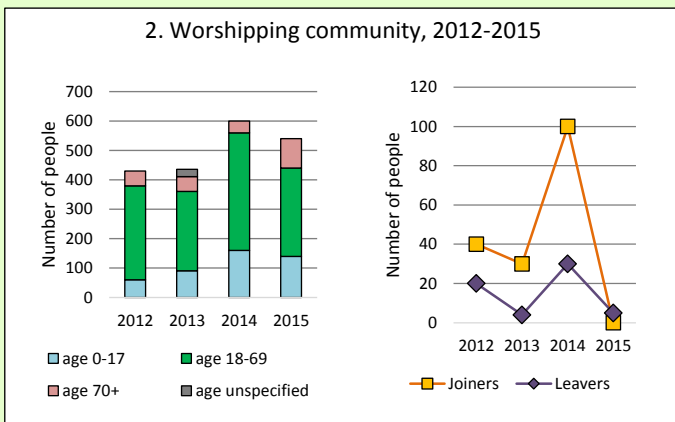
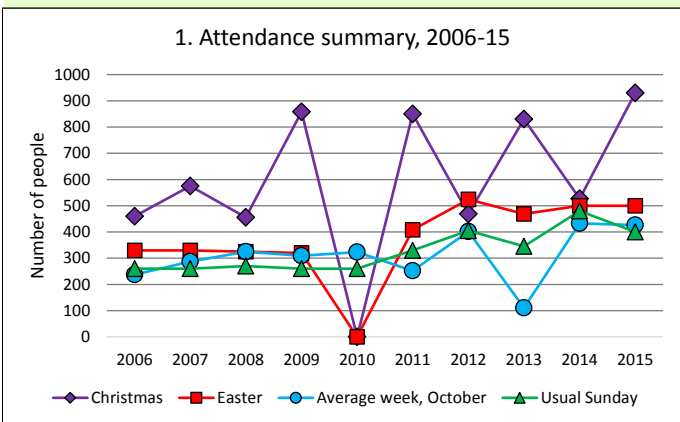


Dashboard for the benefice of Churchdown in the Deanery of The Severn Vale Deanery



Benefice census summary

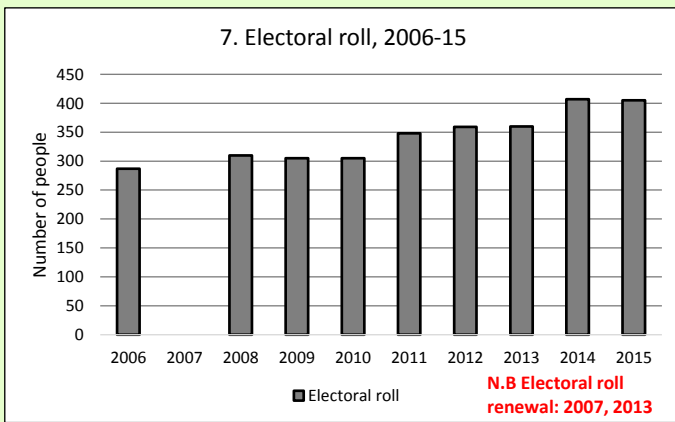
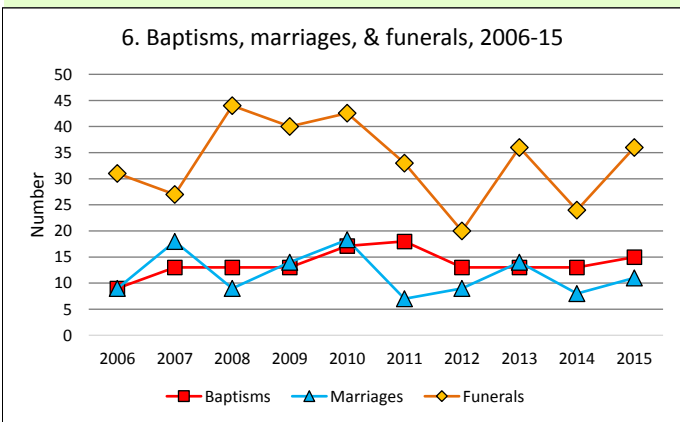
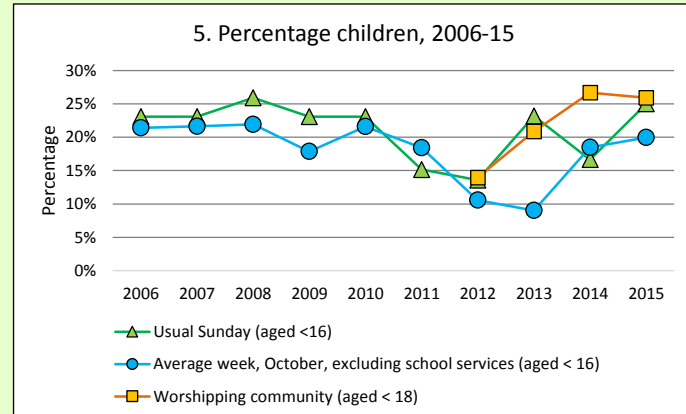
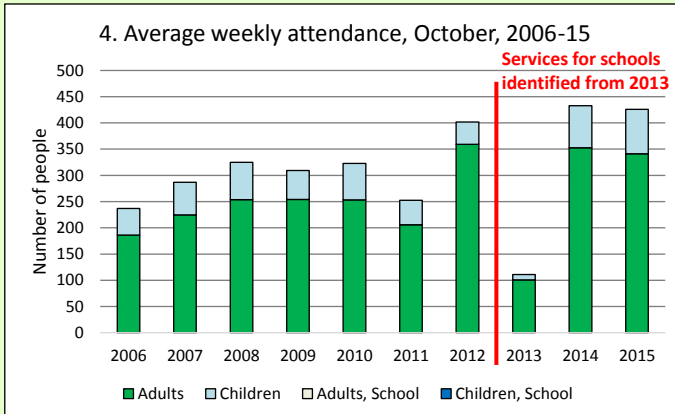
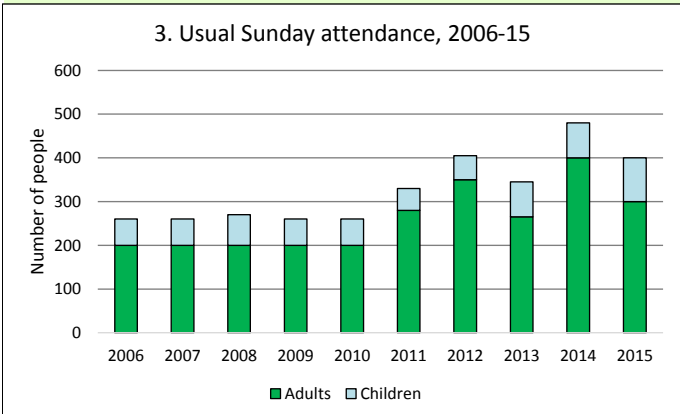
Benefice population (2011): 4153

	Benefice	Diocese	National
% aged 0-17	19%	20%	21%
% aged 18-44	25%	33%	37%
% aged 45-64	30%	28%	25%
% aged 65 & over	26%	19%	16%
% Christian	71%	64%	59%
% non-Christian religion	1%	2%	9%

For more detailed census information see <http://arcg.is/1RaS4CS>
<https://www.churchofengland.org/about-us/facts-stats/research-statistics.aspx>

Number of churches in benefice (2016): 2
 Number of parishes in benefice (2016): 1

Benefice code: 16/062 M



This dashboard contains figures as submitted by churches currently in the benefice
Attendance statistics have been taken from annual Statistics for Mission returns.
 Average weekly attendance: attendance at Sunday and midweek church services & fresh expressions in October; Figs 1 & 5 do not include attendance at services for schools.
 Easter: Easter Eve & Easter Day; Christmas: Christmas Eve & Christmas Day.
 Baptisms: all baptisms & thanksgivings.
 Marriages: marriages and services of prayer & dedication after civil marriages.
 Funerals: those held in church & at crematoria/cemeteries.
 Worshipping Community information has been collected from 2012 onwards.
Census data taken from the 2011 national Census.

The above statistics have been mapped onto benefice boundaries so are approximations.
 For more information, see:
<https://www.churchofengland.org/about-us/facts-stats/research-statistics.aspx>

Variations in attendance from year to year may be the result of changes in the number of churches that submitted returns, or changes in parish/benefice structure.

Number of churches included in submitted returns: 2006 2; 2007 2; 2008 2; 2009 2; 2010 2; 2011 2; 2012 2; 2013 2; 2014 2; 2015 2.

Produced by the Research and Statistics Unit, Church House, Great Smith Street, London SW1P 3AZ. Date of production: 31/1/17

Every effort has been made to ensure that data are reliable. We would be grateful to be notified of any significant errors or omissions by email to statistics.unit@churchofengland.org



Follow us on Twitter:
 @cofestats

