

EYFS Special times: lessons using persona dolls

Notes about using persona dolls

Persona dolls are an extremely valuable tool in supporting learning about and from different religions. By encouraging children to enter imaginatively into the life of the doll, they can be introduced to situations, ideas and issues that are significant and relevant to them and also experiences that are sometimes very different from their own.

Persona dolls should be recognised as special and generally only used in planned teaching and learning sessions. Practitioners are encouraged to use open-ended questions that will stimulate discussion, invite participation, help the children relate to the doll and encourage them to ask their own questions. As the material is contextualised in the life of the doll children find it easier to engage with the mystery and wonder of the religion in focus

Easter

Inside Elizabeth's backpack

Hollow Easter egg
(chocolate, board or tin egg)




Special words

Easter, Christian, tomb, risen

Sit Elizabeth in a circle with children in your group.

Elizabeth has been to visit her cousin, Winston, who lives on a city farm in London. She has seen eggs hatching and tiny chicks inside. This is a sign that **Easter** is coming.

Talk with the children about other signs that spring has arrived.

-  Bring some chicks in for the children to see.
-  Go on a walk in the countryside or park and look for signs of new life. Make the point that trees and plants that have looked very dead through the winter are now coming alive.
-  Make a display showing "Before" and "After" springtime.

Easter is the most important time of year for **Christians** and **Easter** eggs help them to remember that Jesus was killed by some angry people. (Take out the hollow Easter egg. Separate the two halves.)

His body was laid in a **tomb**. (Close the two halves of the egg.)

On **Easter** day the tomb was empty. Jesus had **risen** from the dead! (Open the two halves again.) Breaking open the egg can remind Christians of how, at **Easter**, Jesus began a new life.

Christians believe that Jesus will never die again and He will always be with them. When **Christians** celebrate **Easter** they fill their churches with flowers and colour. Often small **Easter** eggs are given out at the end of the service on **Easter** Sunday.

✎ Either share out the large chocolate egg or distribute little eggs that Elizabeth has brought in her rucksack.

✎ Alternatively, make “nest cakes” :

Recipe for Nest Cakes

INGREDIENTS

100g Shredded Wheat
100g cooking chocolate
2 tbsp golden syrup
25g margarine or butter
chocolate mini eggs
paper cake cases

METHOD

Crumble Shredded Wheat
Mix together chocolate, syrup and margarine over a low heat, until all melted but not bubbling.
Mix Shredded Wheat into melted mixture.
Take spoonfuls of mixture and press into nest shapes in the paper cake cases.
Decorate nests with chocolate mini eggs.



Elizabeth's Little Book

Name:	Elizabeth
Age:	5
Gender:	female
Hair:	black and curly
Eyes:	brown
Nationality:	British
Family origin:	Jamaica
Favourite food:	pizza, pineapples, ice-cream
Favourite activities:	swimming, playing on local adventure playground, visiting cousins on their city farm
Family structure:	lives with Mum
Mother's occupation:	Computer Programmer
First language:	English
Family history:	Elizabeth's great grandparents came to Britain from Jamaica in 1952
Religion:	Christian (Anglican)
Special times:	Christmas, Easter, Harvest, Pentecost

Suggested artefacts for Elizabeth's backpack

Unit: Special Times

Easter:

Hollow chocolate or decorated board or tin Easter egg