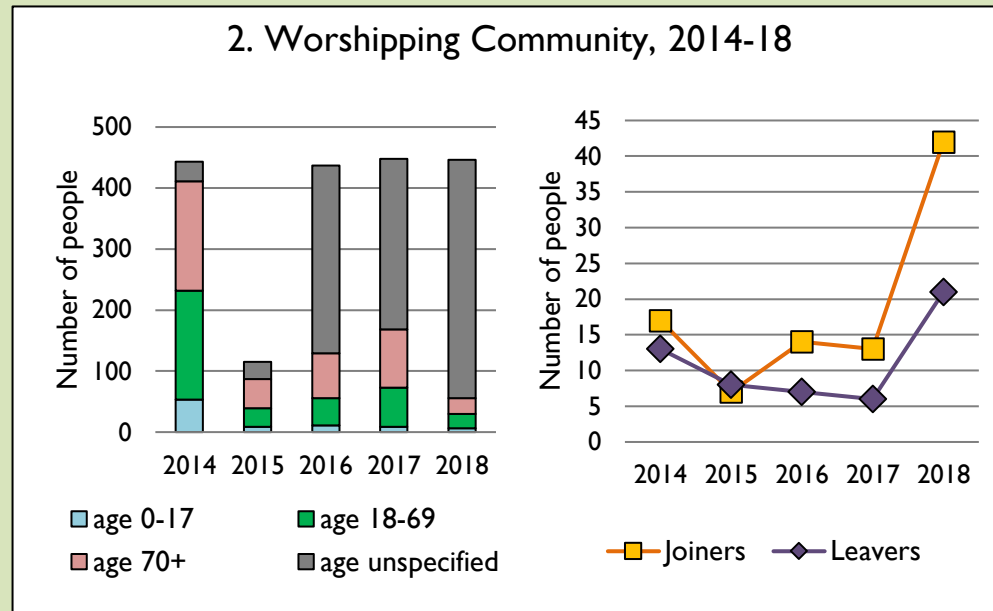
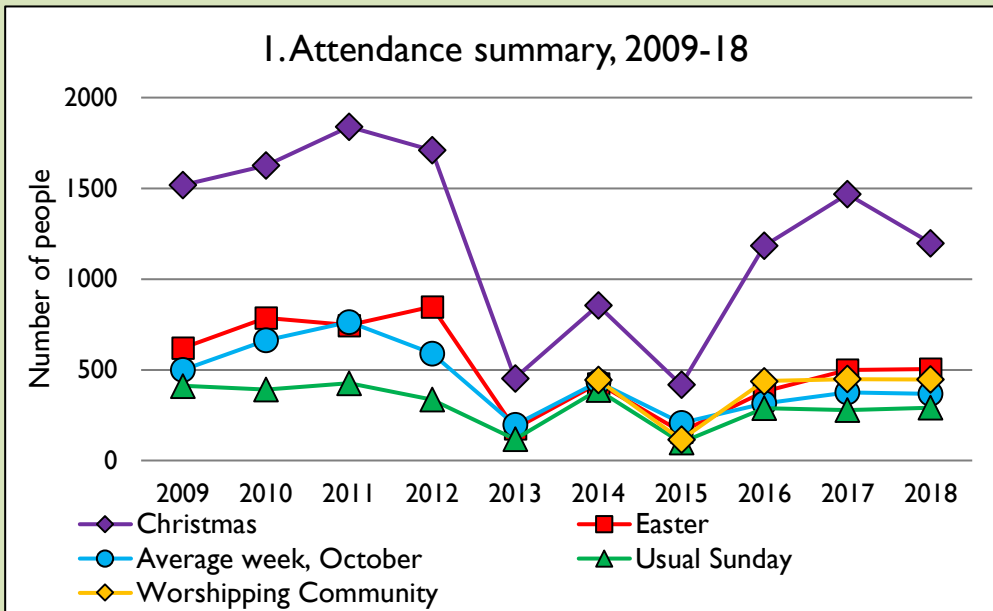


Dashboard for the benefice of The North Cheltenham Benefice in the Deanery of CHELTENHAM



Benefice census summary

Benefice population (2011): 20253

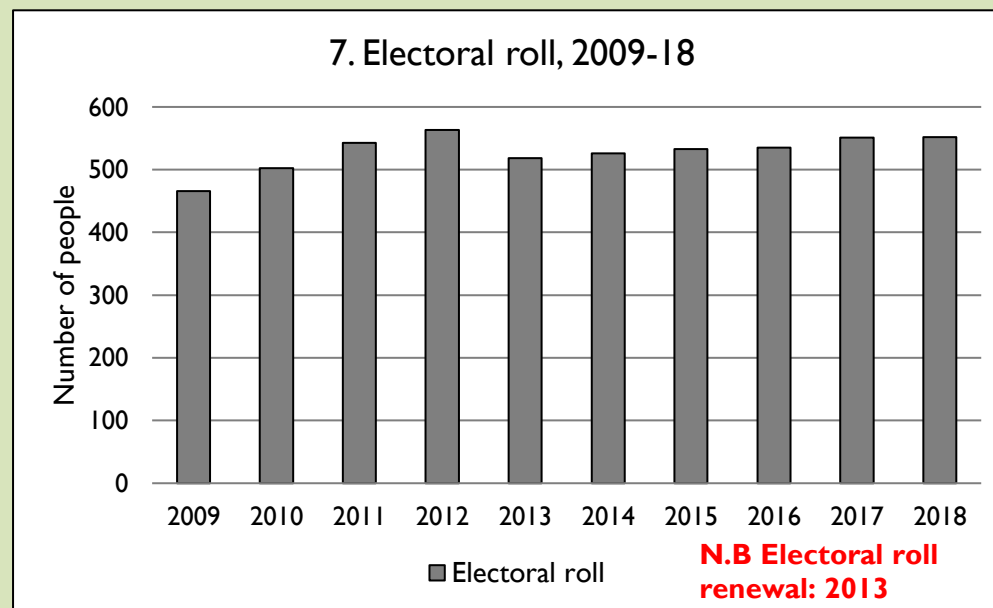
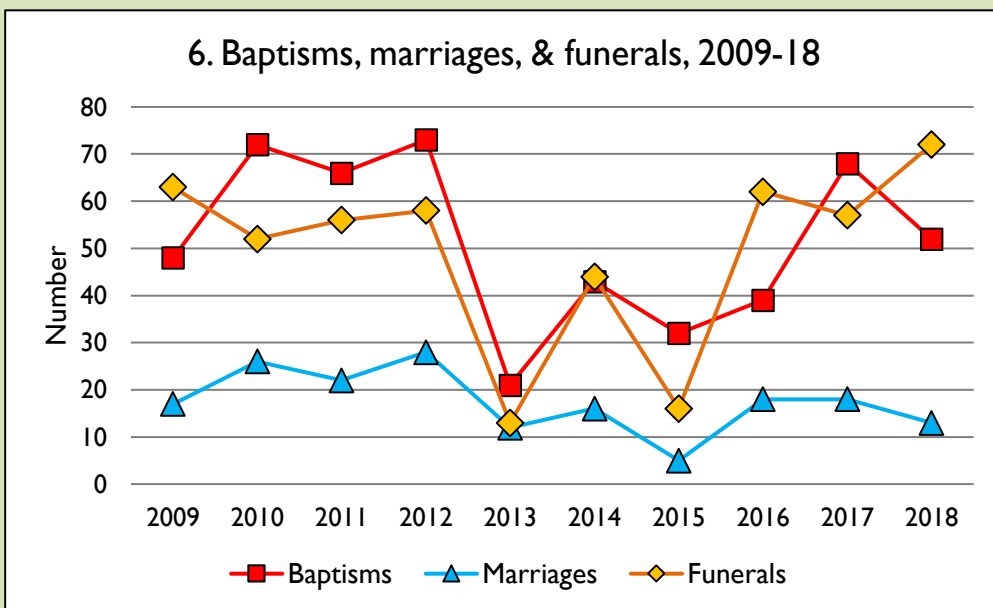
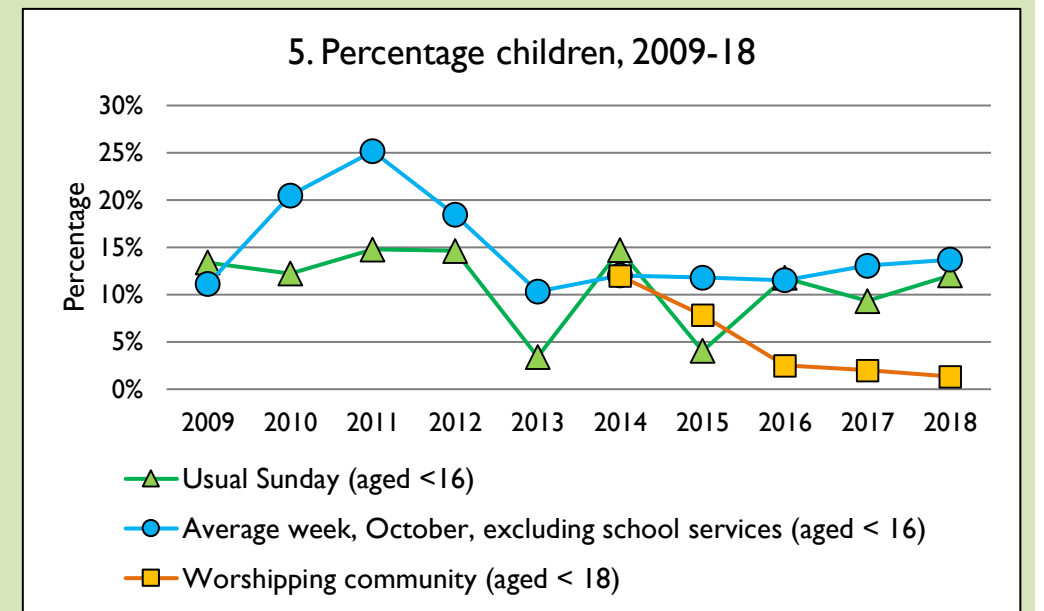
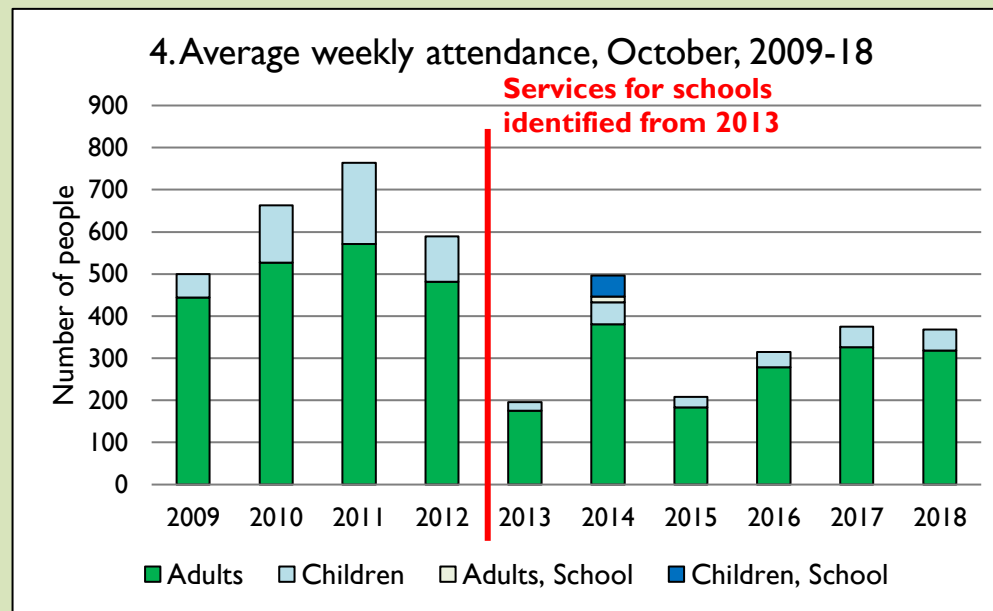
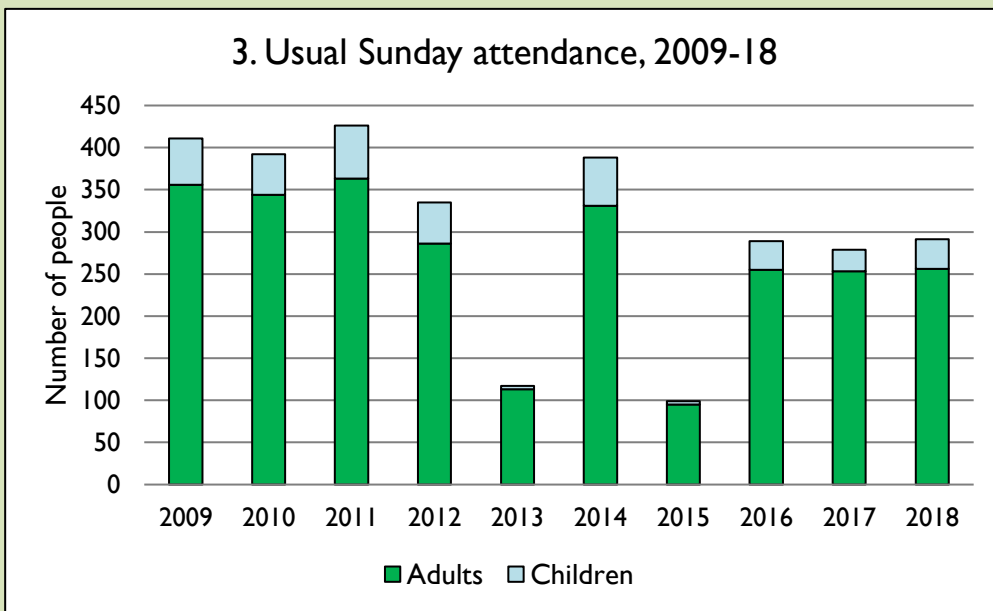
	Benefice	Diocese	National
% aged 0-17	17%	20%	21%
% aged 18-44	39%	33%	37%
% aged 45-64	27%	28%	25%
% aged 65 & over	18%	19%	16%
% Christian	60%	64%	59%
% non-Christian religion	4%	2%	9%

For more detailed census information: see <http://arcg.is/1RaS4CS>
<https://www.churchofengland.org/researchandstats>

Number of churches in benefice (2018): 5

Benefice code: 16/168CF

Number of parishes in benefice (2018): 4



This dashboard contains figures as submitted by churches currently in the benefice.

Attendance statistics: taken from annual Statistics for Mission returns.

Average weekly attendance: attendance at Sunday and midweek church services & fresh expressions in October; Figs 1 & 5 do not include attendance at services for schools.

Easter: Easter Eve & Easter Day; Christmas: Christmas Eve & Christmas Day.

Baptisms: all baptisms & thanksgivings.

Marriages: marriages and services of prayer & dedication after civil marriages.

Funerals: those held in church & at crematoria/cemeteries.

Worshipping Community information has been collected from 2012 onwards.

Census data: taken from the 2011 national Census.

Census statistics have been mapped onto benefice boundaries so are approximations.

For more information, see:

<https://www.churchofengland.org/researchandstats>

Variations in attendance from year to year may be the result of changes in the number of churches that submitted returns, or changes in parish/benefice structure.

Number of churches included in returns: 2009 4; 2010 5; 2011 5; 2012 5; 2013 3; 2014 5; 2015 3; 2016 4; 2017 4; 2018 4.

Produced by the Research and Statistics Unit, Church House, Great Smith Street, London SW1P 3AZ. Date of production: 3/10/19

Every effort has been made to ensure that data are reliable. We would be grateful to be notified of any significant errors or omissions by email to statistics.unit@churchofengland.org



Follow us on Twitter:

@cofestats



Research and Statistics