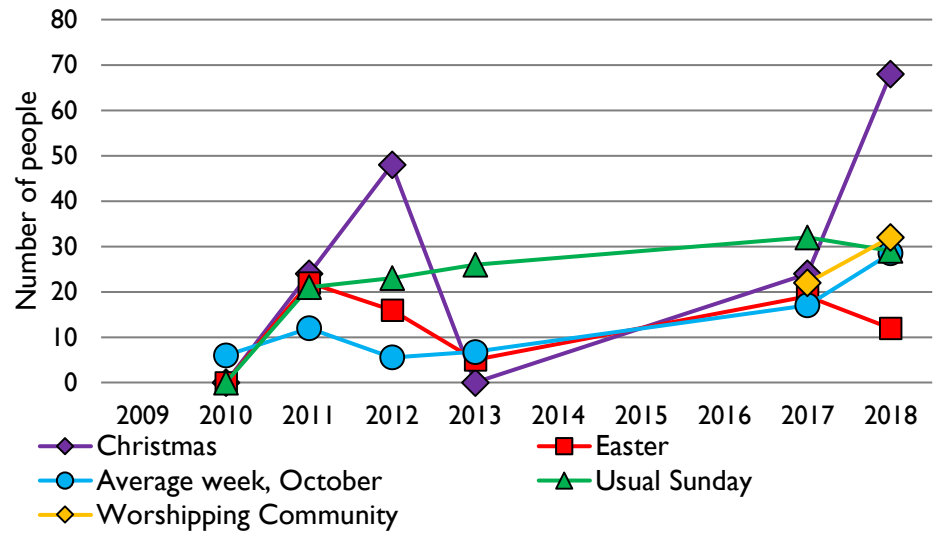
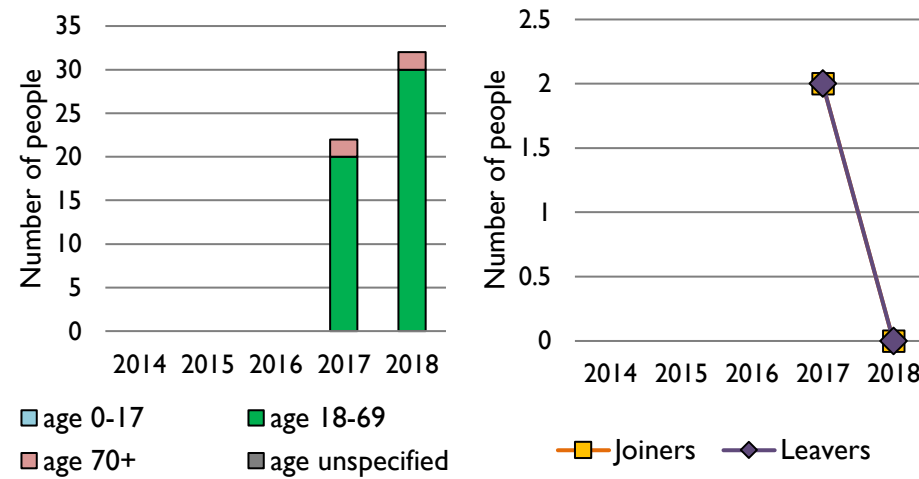


Dashboard for the parish of Driffield (including Harnhill) in the Deanery of CIRENCESTER

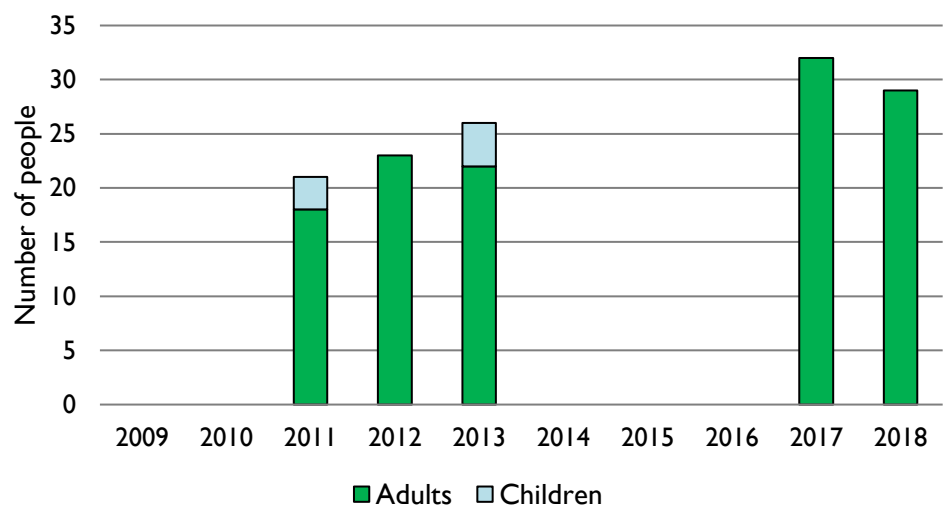
1. Attendance summary, 2009-18



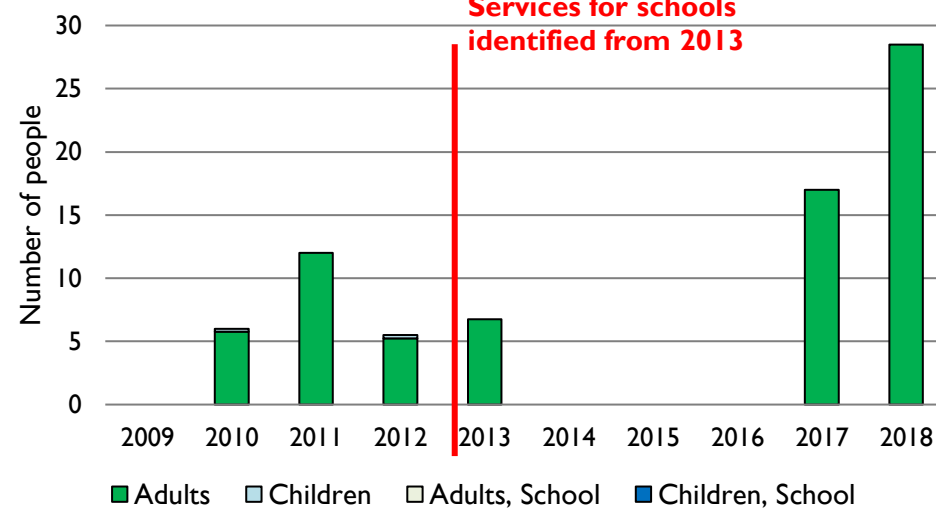
2. Worshipping Community, 2014-2018



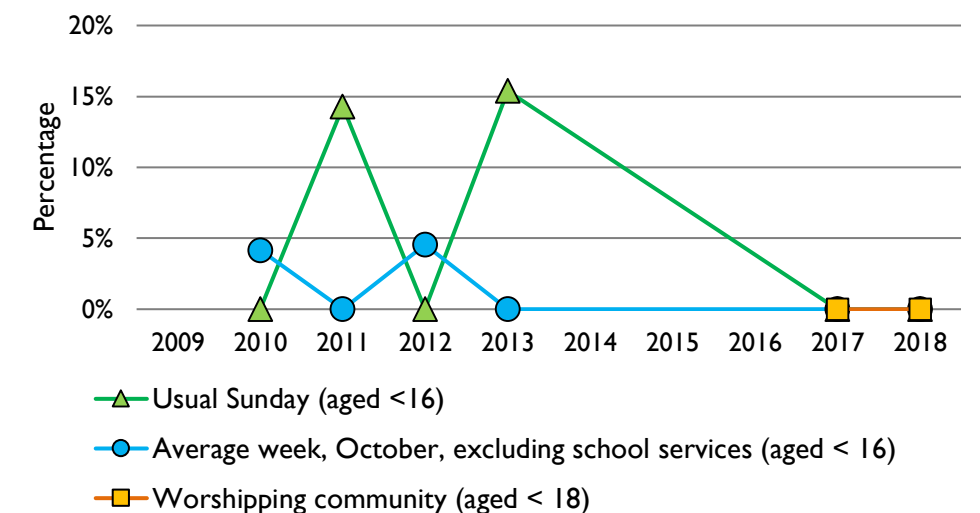
3. Usual Sunday attendance, 2009-18



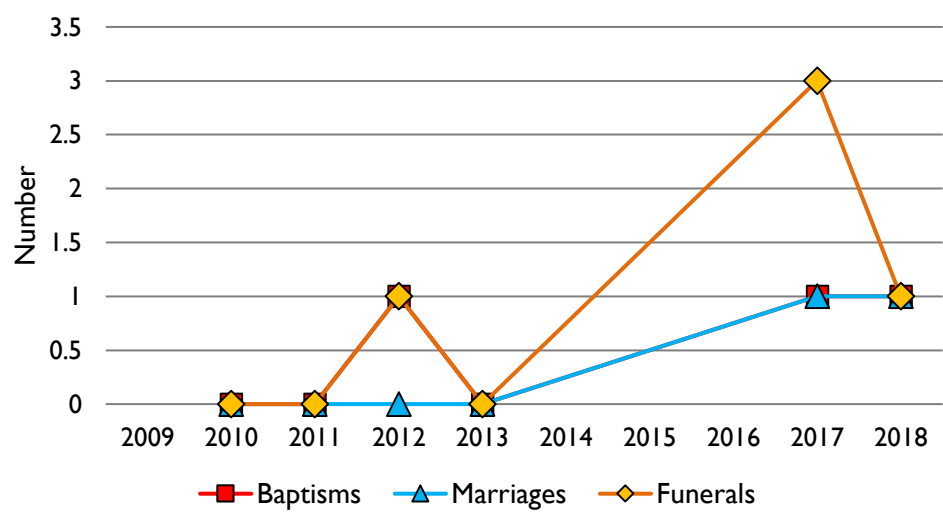
4. Average weekly attendance, October, 2009-18



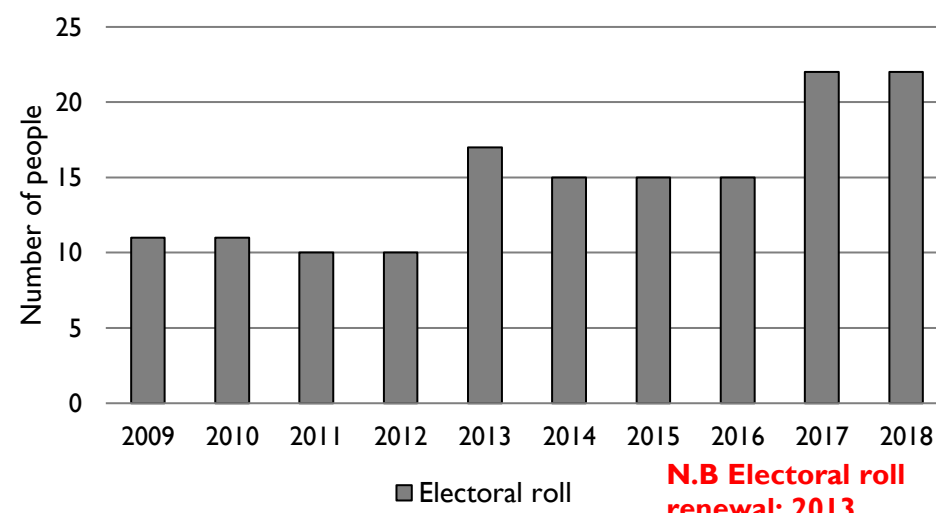
5. Percentage children, 2009-18



6. Baptisms, marriages, & funerals, 2009-18



7. Electoral roll, 2009-18



Parish census and deprivation summary

Parish population (2011): 179

	Parish	Diocese	National
% aged 0-17	21%	20%	21%
% aged 18-44	28%	33%	37%
% aged 45-64	38%	28%	25%
% aged 65 & over	13%	19%	16%
% Christian	75%	64%	59%
% non-Christian religion	0%	2%	9%

Parish deprivation rank (IMD, 2015): 10942

(1=most deprived parish in the Church of England, 12,425=least deprived)

For more detailed census & deprivation info: see <http://arcg.is/1RaS4CS>

<https://www.churchofengland.org/researchandstats>

and <http://www2.cuf.org.uk/poverty-england/poverty-map>

Number of churches in parish (2018): 2

Parish code: 160287

Variations in attendance from year to year may be the result of changes in the number of churches that submitted returns, or changes in parish/benefice structure.

Number of churches included in returns: 2009 0; 2010 2; 2011 2; 2012 2; 2013 1; 2014 0; 2015 0; 2016 0; 2017 2; 2018 2.

Produced by the Research and Statistics Unit, Church House, Great Smith Street, London SW1P 3AZ. Date of production: 30/8/19

Every effort has been made to ensure that data are reliable. We would be grateful to be notified of any significant errors or omissions by email to statistics.unit@churchofengland.org

Follow us on Twitter:
@cofestats

