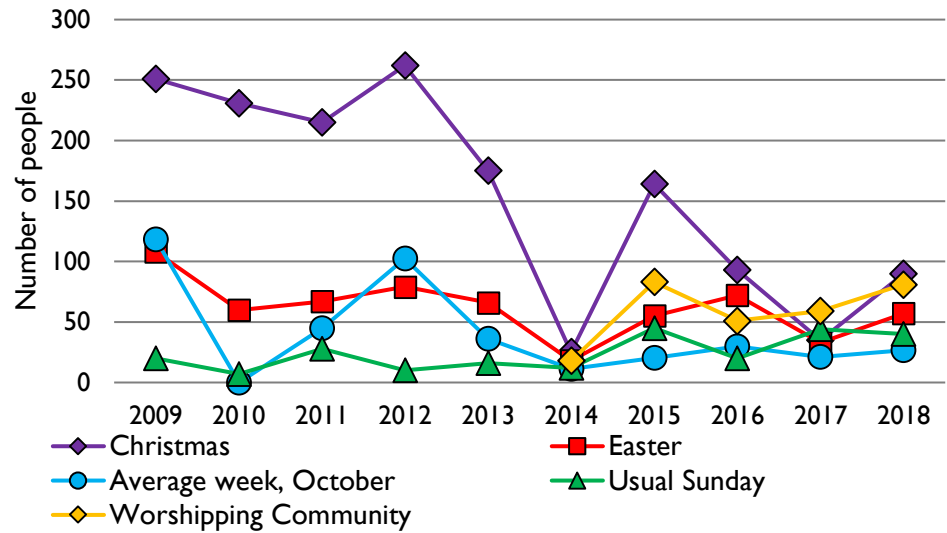
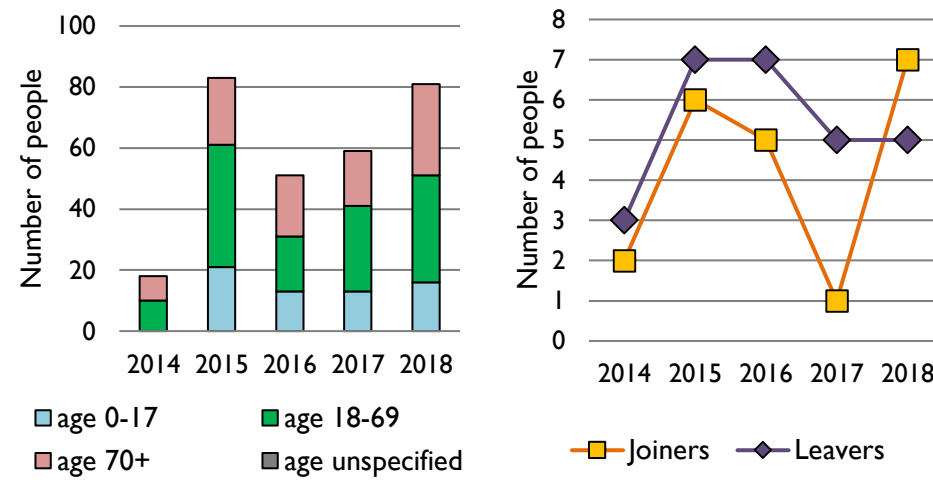


Dashboard for the parish of Westbury-on-Severn: St Peter & St Paul in the Deanery of The Severn Vale Deanery

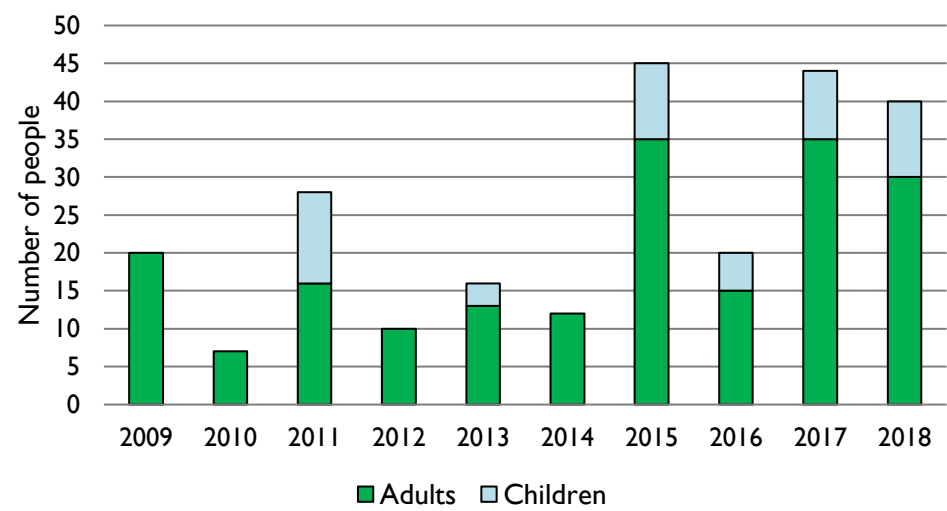
1. Attendance summary, 2009-18



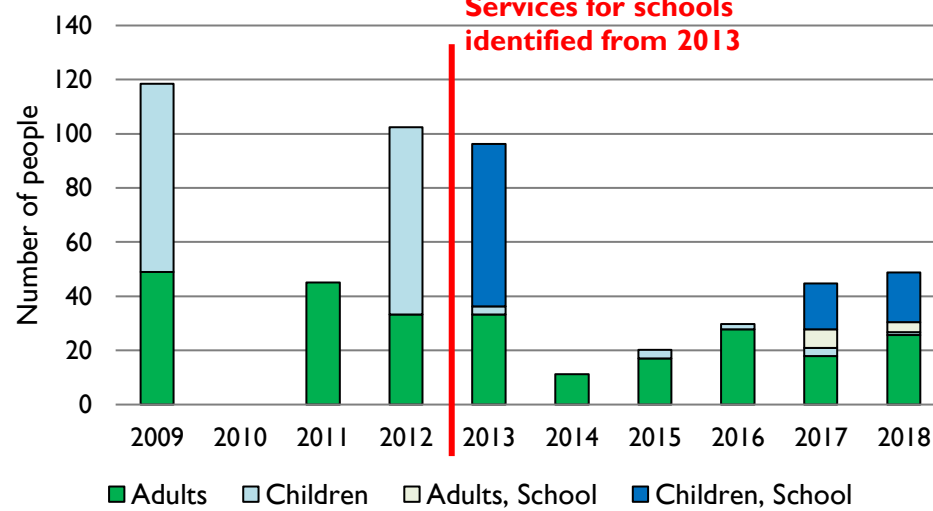
2. Worshipping Community, 2014-2018



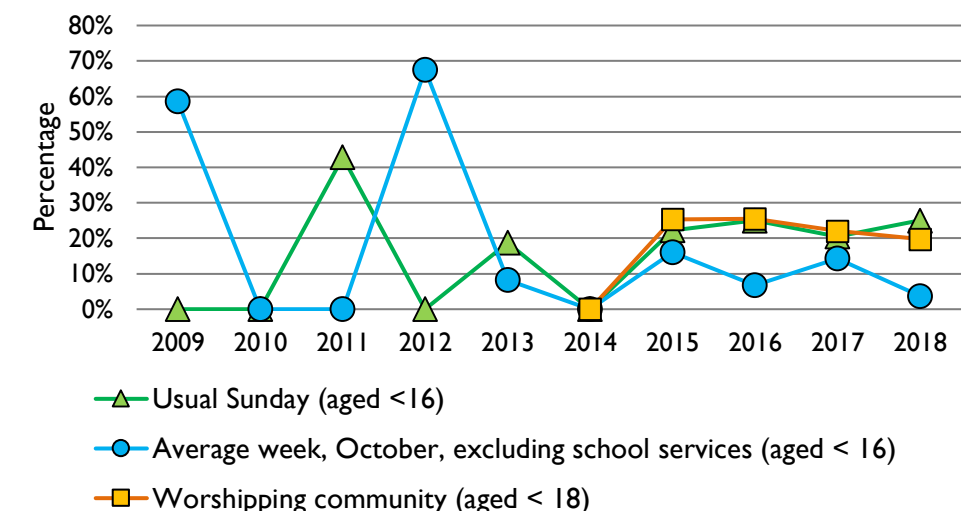
3. Usual Sunday attendance, 2009-18



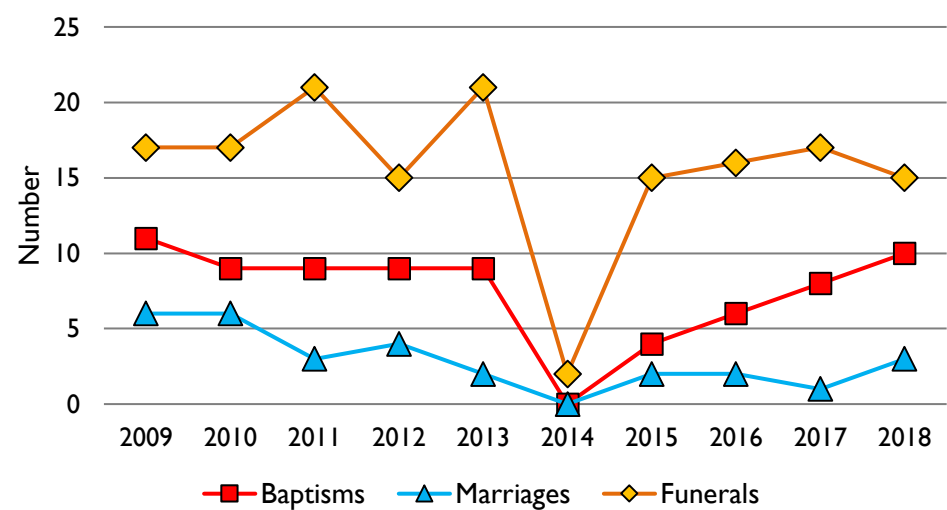
4. Average weekly attendance, October, 2009-18



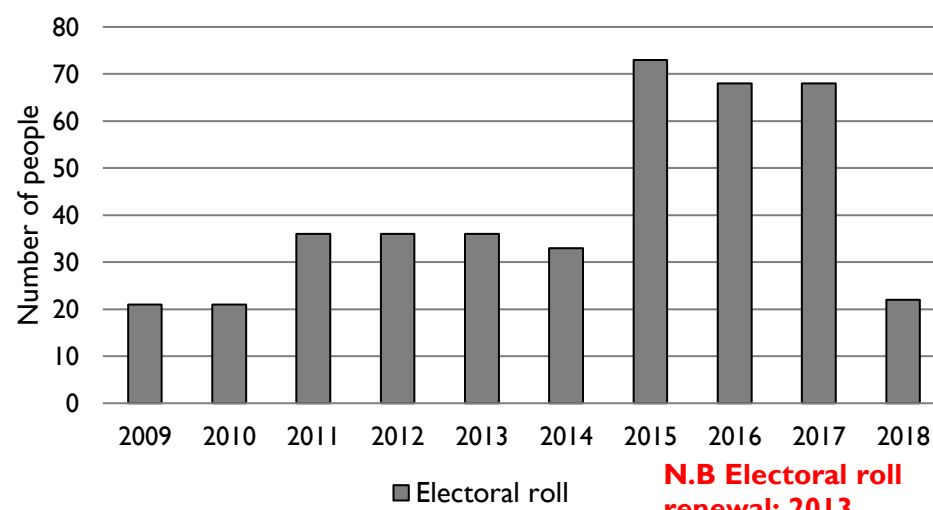
5. Percentage children, 2009-18



6. Baptisms, marriages, & funerals, 2009-18



7. Electoral roll, 2009-18



Parish census and deprivation summary

Parish population (2011): 1783

| | Parish | Diocese | National |
|--------------------------|--------|---------|----------|
| % aged 0-17 | 17% | 20% | 21% |
| % aged 18-44 | 27% | 33% | 37% |
| % aged 45-64 | 32% | 28% | 25% |
| % aged 65 & over | 24% | 19% | 16% |
| % Christian | 69% | 64% | 59% |
| % non-Christian religion | 1% | 2% | 9% |

Parish deprivation rank (IMD, 2015): 4721

(1=most deprived parish in the Church of England, 12,425=least deprived)

For more detailed census & deprivation info: see <http://arcg.is/1RaS4CS>
<https://www.churchofengland.org/researchandstats>

and <http://www2.cuf.org.uk/poverty-england/poverty-map>

Number of churches in parish (2018): 3

Parish code: 160077

Variations in attendance from year to year may be the result of changes in the number of churches that submitted returns, or changes in parish/benefice structure.

Number of churches included in returns: 2009 3; 2010 3; 2011 3; 2012 3; 2013 3; 2014 3; 2015 3; 2016 3; 2017 3; 2018 3.

Produced by the Research and Statistics Unit, Church House, Great Smith Street, London SW1P 3AZ. Date of production: 30/8/19

Every effort has been made to ensure that data are reliable. We would be grateful to be notified of any significant errors or omissions by email to statistics.unit@churchofengland.org

Follow us on Twitter:
@cofestats

