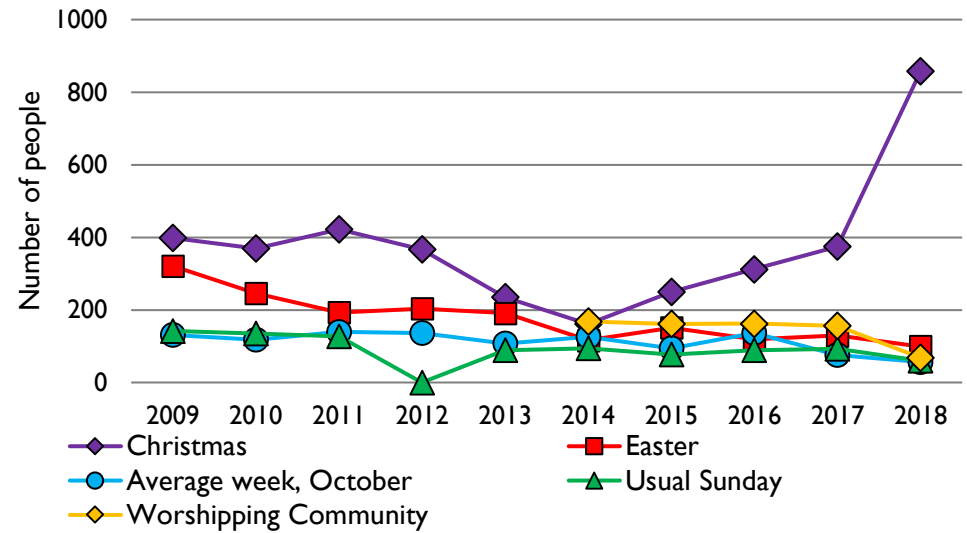
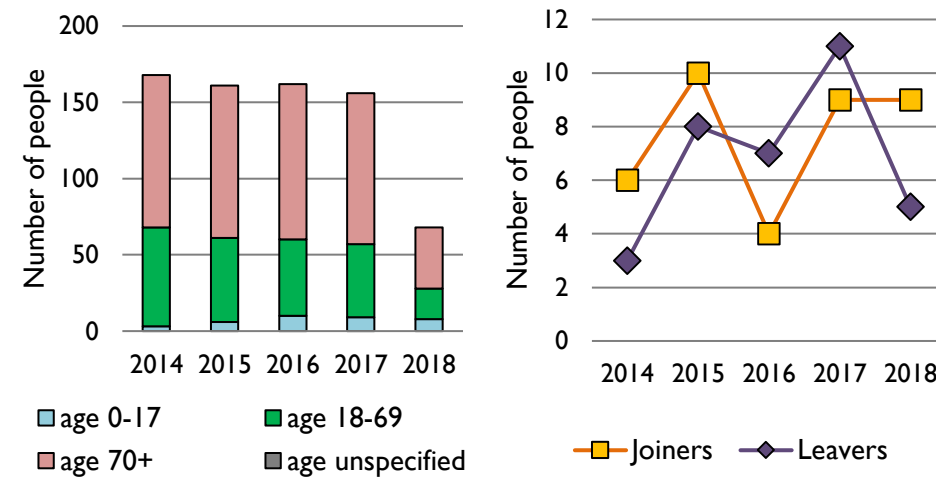


# Dashboard for the benefice of St John the Evangelist, Churchdown & Innsworth in the Deanery of The Severn Vale Deanery

### 1. Attendance summary, 2009-18



### 2. Worshipping Community, 2014-18



### Benefice census summary

Benefice population (2011): 9344

	Benefice	Diocese	National
% aged 0-17	22%	20%	21%
% aged 18-44	38%	33%	37%
% aged 45-64	24%	28%	25%
% aged 65 & over	15%	19%	16%
% Christian	66%	64%	59%
% non-Christian religion	2%	2%	9%

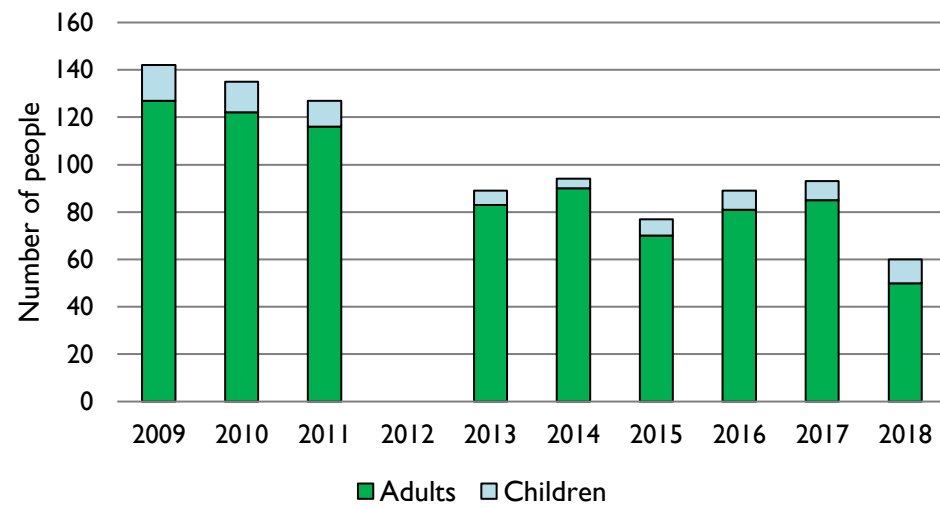
For more detailed census information: see <http://arcg.is/1RaS4CS>  
<https://www.churchofengland.org/researchandstats>

Number of churches in benefice (2018): 1

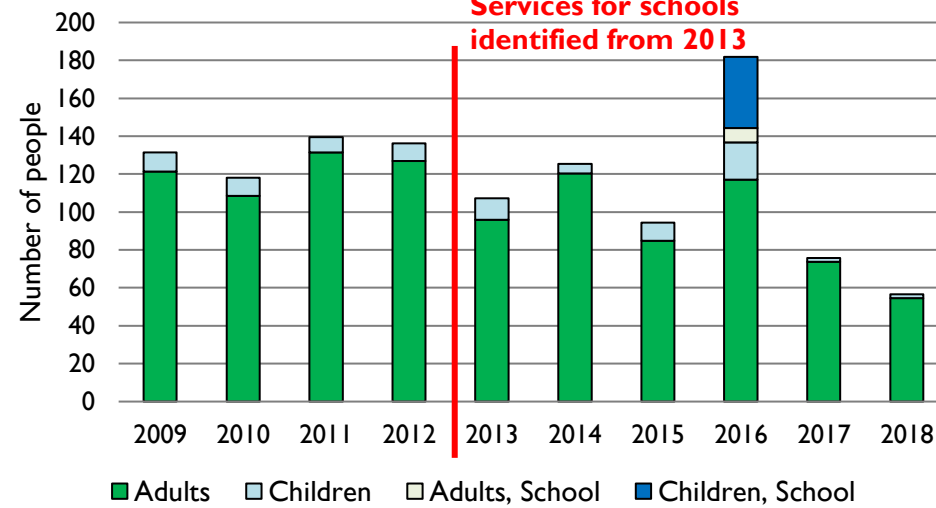
Benefice code: 16/062BP

Number of parishes in benefice (2018): 1

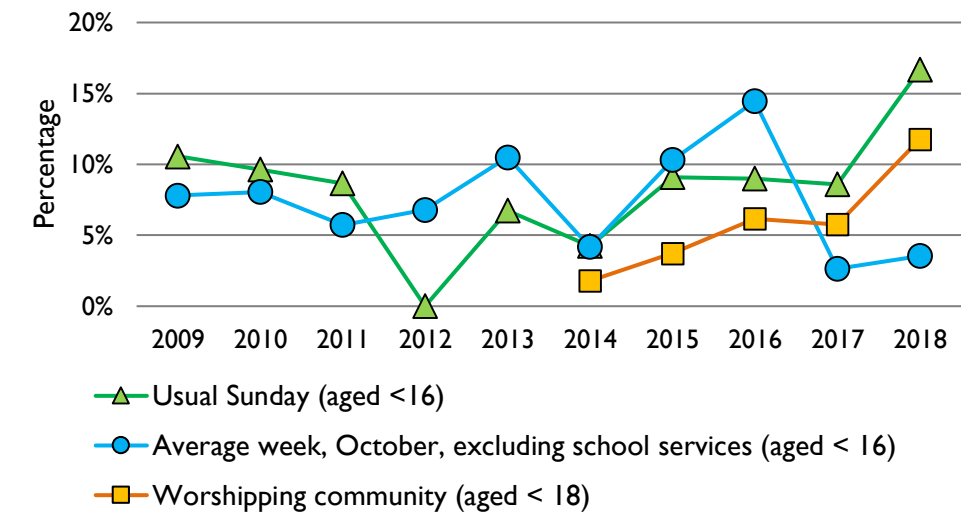
### 3. Usual Sunday attendance, 2009-18



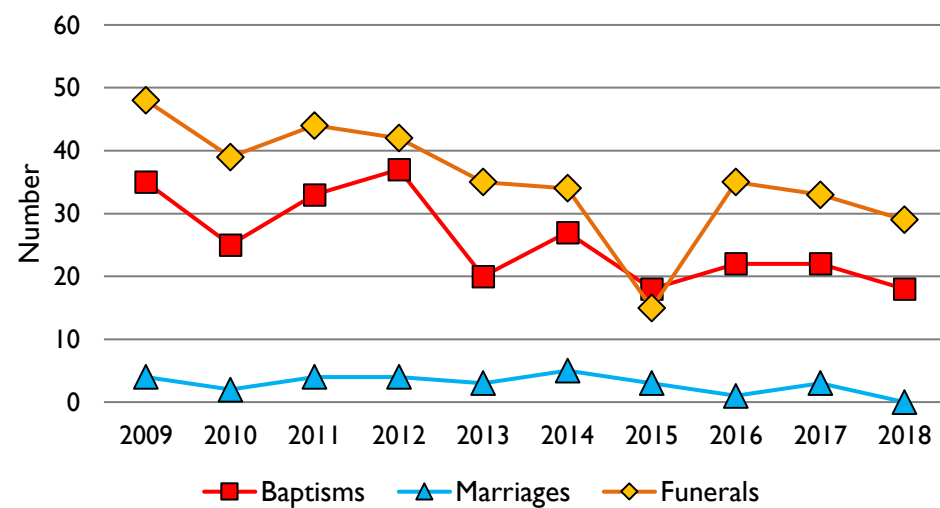
### 4. Average weekly attendance, October, 2009-18



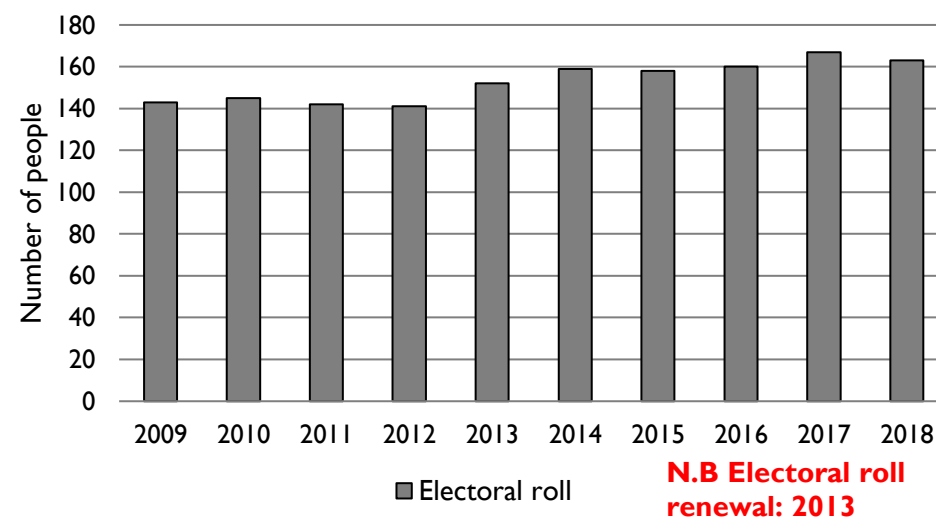
### 5. Percentage children, 2009-18



### 6. Baptisms, marriages, & funerals, 2009-18



### 7. Electoral roll, 2009-18



This dashboard contains figures as submitted by churches currently in the benefice.

**Attendance statistics:** taken from annual Statistics for Mission returns.

Average weekly attendance: attendance at Sunday and midweek church services & fresh expressions in October; Figs 1 & 5 do not include attendance at services for schools.

Easter: Easter Eve & Easter Day; Christmas: Christmas Eve & Christmas Day.

Baptisms: all baptisms & thanksgivings.

Marriages: marriages and services of prayer & dedication after civil marriages.

Funerals: those held in church & at crematoria/cemeteries.

Worshipping Community information has been collected from 2012 onwards.

**Census data:** taken from the 2011 national Census.

Census statistics have been mapped onto benefice boundaries so are approximations.

For more information, see:

<https://www.churchofengland.org/researchandstats>

Variations in attendance from year to year may be the result of changes in the number of churches that submitted returns, or changes in parish/benefice structure.

Number of churches included in returns: 2009 1; 2010 1; 2011 1; 2012 1; 2013 1; 2014 1; 2015 1; 2016 1; 2017 1; 2018 1.

Produced by the Research and Statistics Unit, Church House, Great Smith Street, London SW1P 3AZ. Date of production: 3/10/19

Every effort has been made to ensure that data are reliable. We would be grateful to be notified of any significant errors or omissions by email to [statistics.unit@churchofengland.org](mailto:statistics.unit@churchofengland.org)



Follow us on Twitter:  
@cofestats

