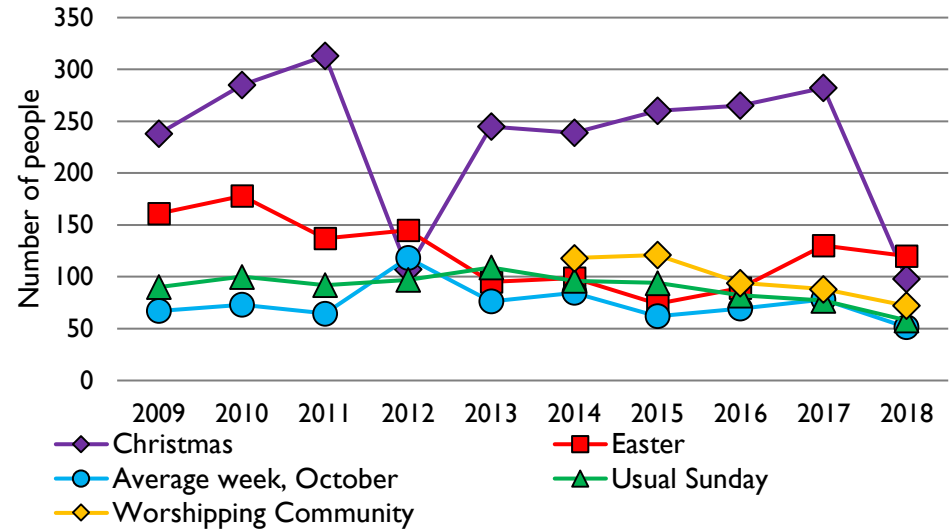
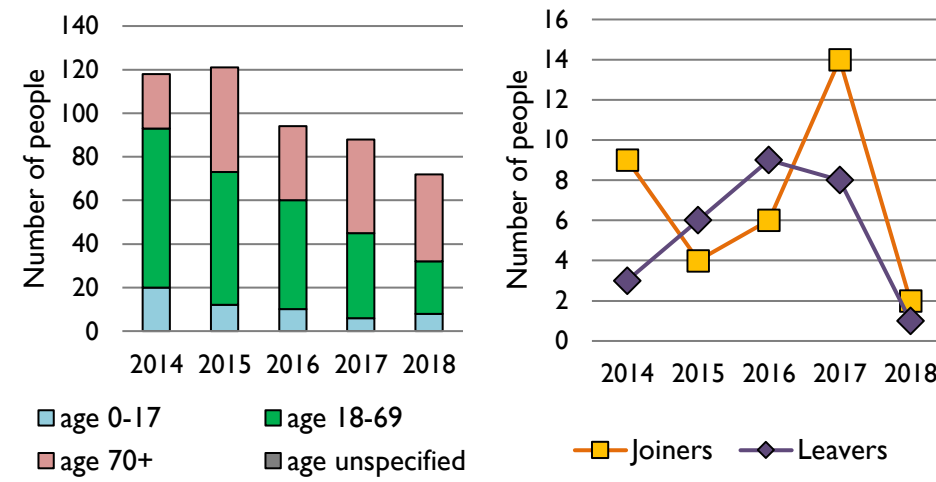


Dashboard for the benefice of Cromhall, Tortworth, Tytherington, Falfield and Ro in the Deanery of Wotton

1. Attendance summary, 2009-18



2. Worshipping Community, 2014-18



Benefice census summary

Benefice population (2011): 2950

	Benefice	Diocese	National
% aged 0-17	18%	20%	21%
% aged 18-44	38%	33%	37%
% aged 45-64	31%	28%	25%
% aged 65 & over	14%	19%	16%
% Christian	62%	64%	59%
% non-Christian religion	3%	2%	9%

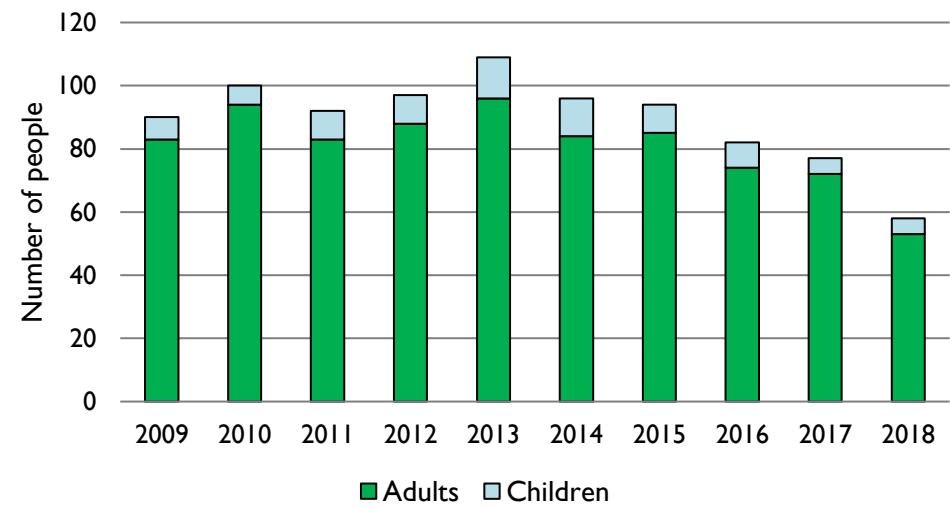
For more detailed census information: see <http://arcg.is/1RaS4CS>
<https://www.churchofengland.org/researchandstats>

Number of churches in benefice (2018): 5

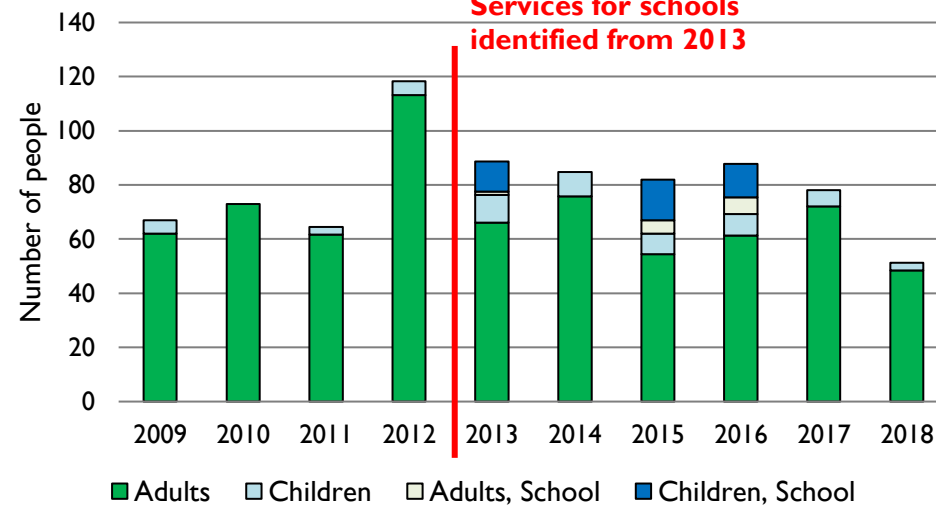
Benefice code: 16/077DF

Number of parishes in benefice (2018): 5

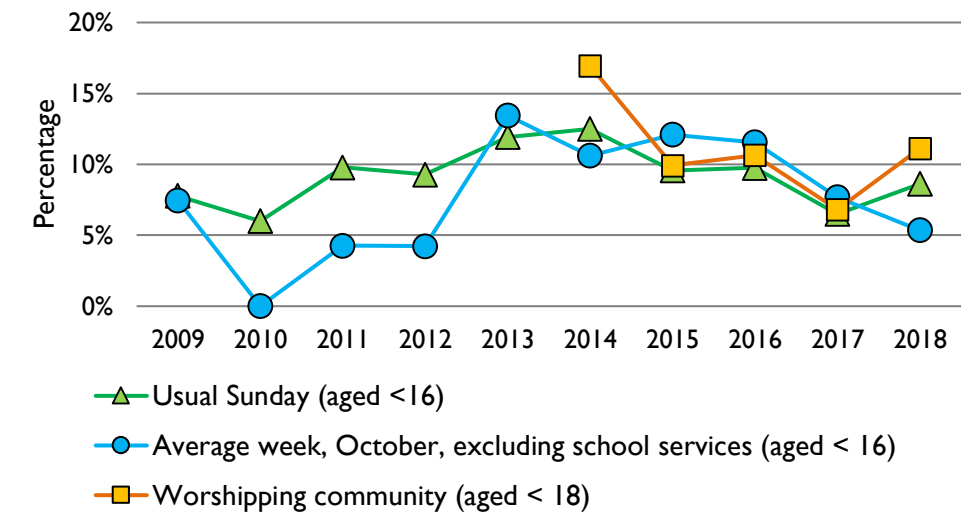
3. Usual Sunday attendance, 2009-18



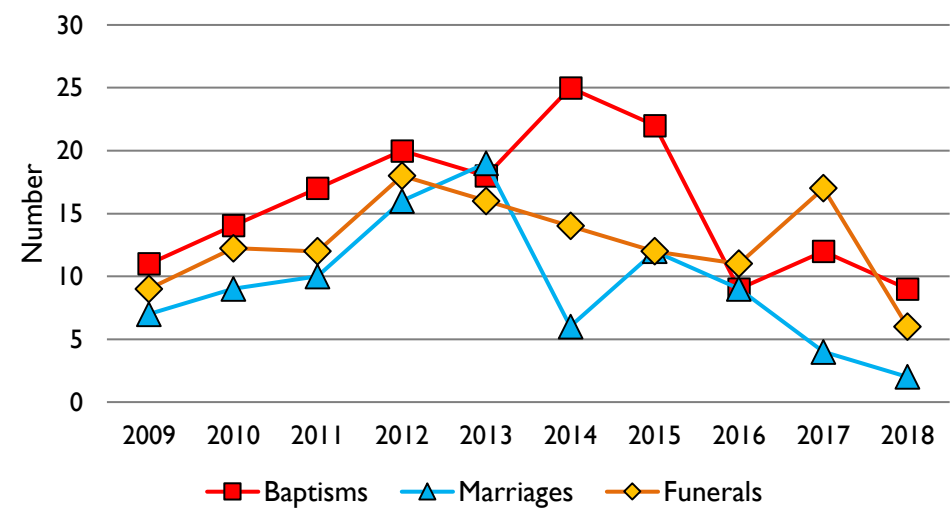
4. Average weekly attendance, October, 2009-18



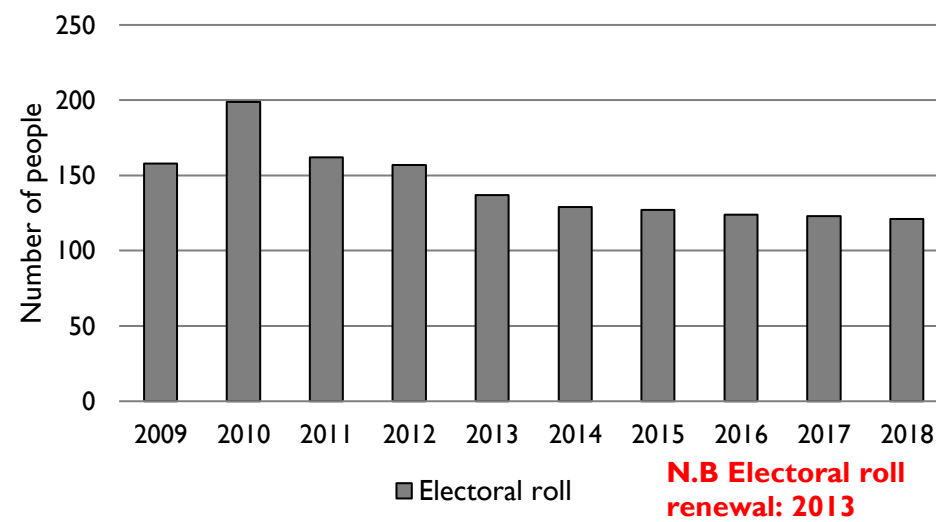
5. Percentage children, 2009-18



6. Baptisms, marriages, & funerals, 2009-18



7. Electoral roll, 2009-18



This dashboard contains figures as submitted by churches currently in the benefice.

Attendance statistics: taken from annual Statistics for Mission returns.

Average weekly attendance: attendance at Sunday and midweek church services & fresh expressions in October; Figs 1 & 5 do not include attendance at services for schools.

Easter: Easter Eve & Easter Day; Christmas: Christmas Eve & Christmas Day.

Baptisms: all baptisms & thanksgivings.

Marriages: marriages and services of prayer & dedication after civil marriages.

Funerals: those held in church & at crematoria/cemeteries.

Worshipping Community information has been collected from 2012 onwards.

Census data: taken from the 2011 national Census.

Census statistics have been mapped onto benefice boundaries so are approximations.

For more information, see:

<https://www.churchofengland.org/researchandstats>

Variations in attendance from year to year may be the result of changes in the number of churches that submitted returns, or changes in parish/benefice structure.

Number of churches included in returns: 2009 5; 2010 5; 2011 5; 2012 5; 2013 5; 2014 5; 2015 5; 2016 5; 2017 5; 2018 4.

Produced by the Research and Statistics Unit, Church House, Great Smith Street, London SW1P 3AZ. Date of production: 3/10/19

Every effort has been made to ensure that data are reliable. We would be grateful to be notified of any significant errors or omissions by email to statistics.unit@churchofengland.org



Follow us on Twitter:
@cofestats

