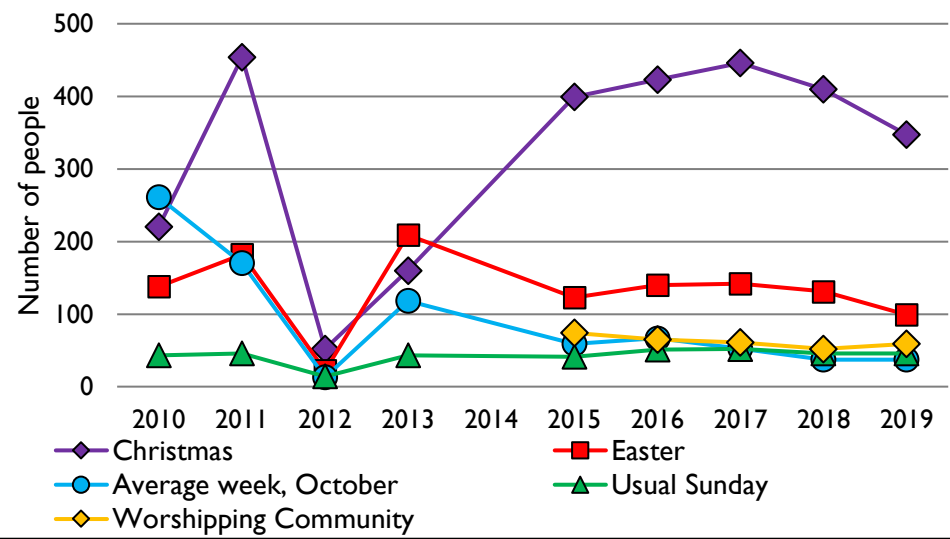
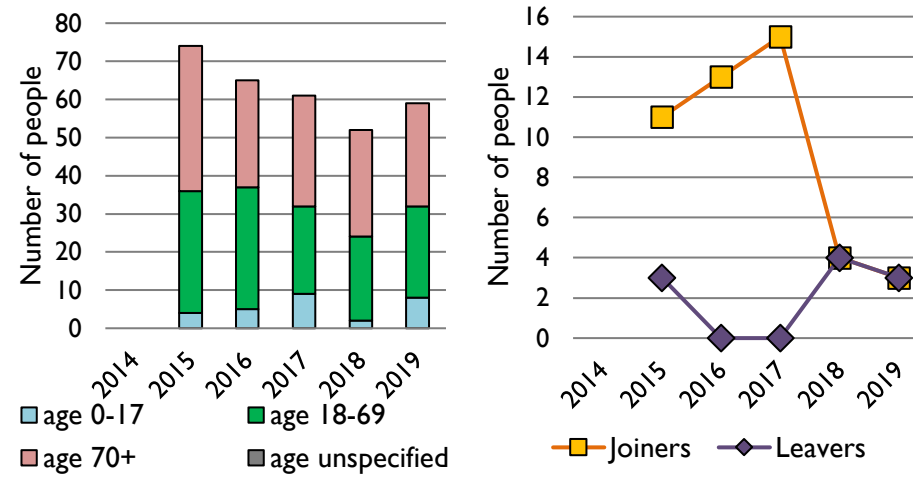


Dashboard for the parish of Coln St Aldwyn : St John the Baptist in the Deanery of CIRENCESTER

1. Attendance summary, 2010-19



2. Worshipping Community, 2014-19



Parish census and deprivation summary

Parish population (2018): 947

	Parish	Diocese	National
% aged 0-17	22%	21%	21%
% aged 18-44	28%	33%	37%
% aged 45-64	32%	28%	25%
% aged 65 & over	18%	19%	16%
% Christian	71%	64%	59%
% non-Christian religion	1%	2%	9%

Parish deprivation rank (IMD, 2019): 10776

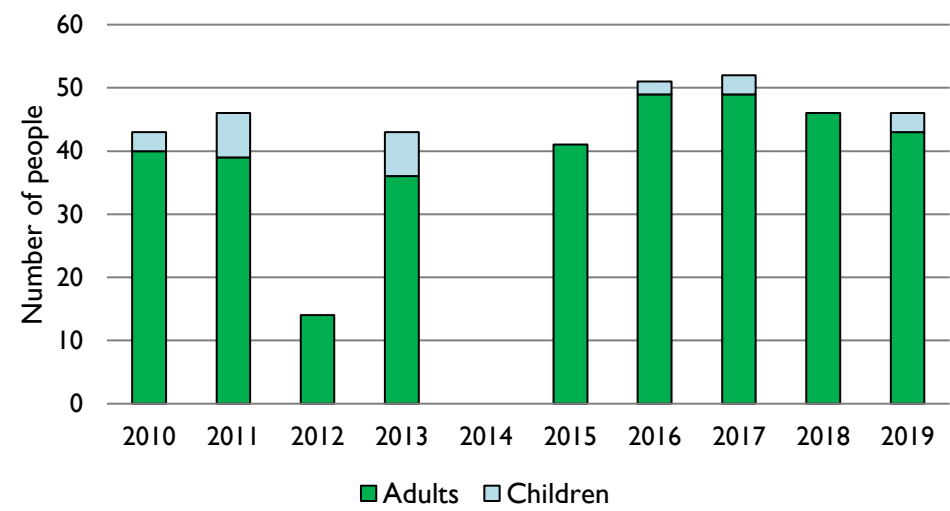
(1=most deprived parish in the Church of England, 12,382=least deprived)

For more detailed census & deprivation info: see <http://arcg.is/1RaS4CS>
<https://www.churchofengland.org/researchandstats>
 and <http://www2.cuf.org.uk/poverty-england/poverty-map>

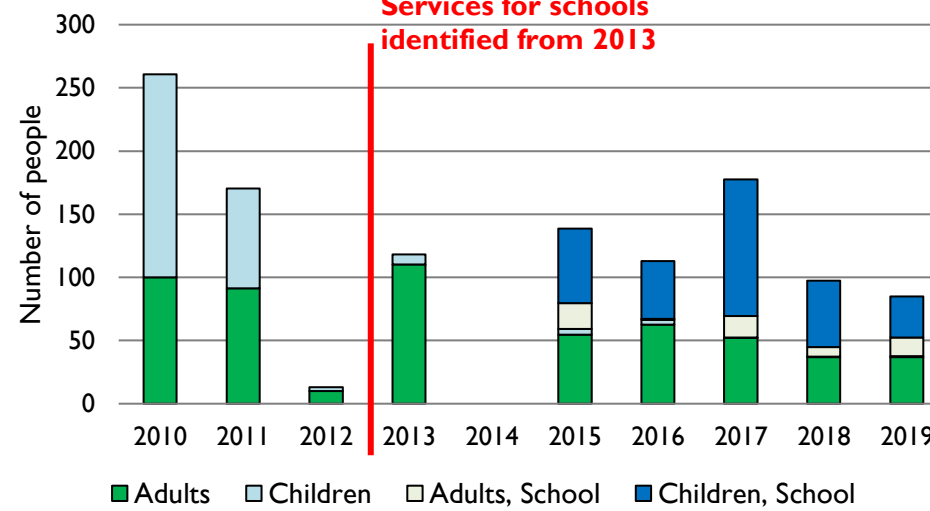
Number of churches in parish (2020): 3

Parish code: 160313

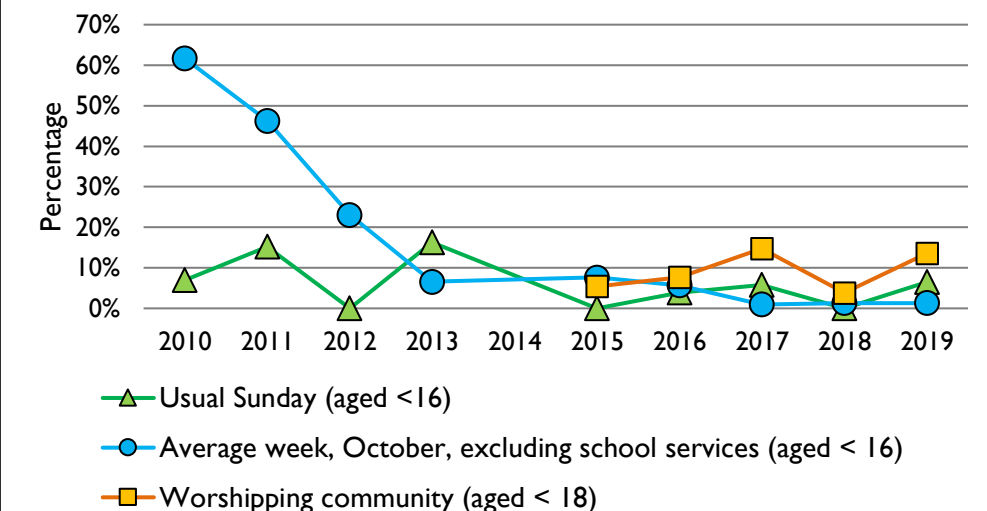
3. Usual Sunday attendance, 2010-19



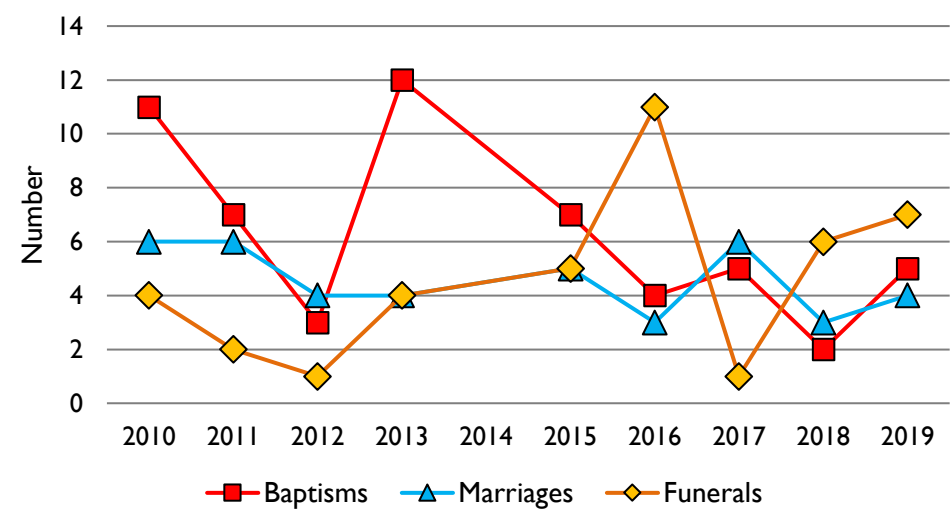
4. Average weekly attendance, October, 2010-19



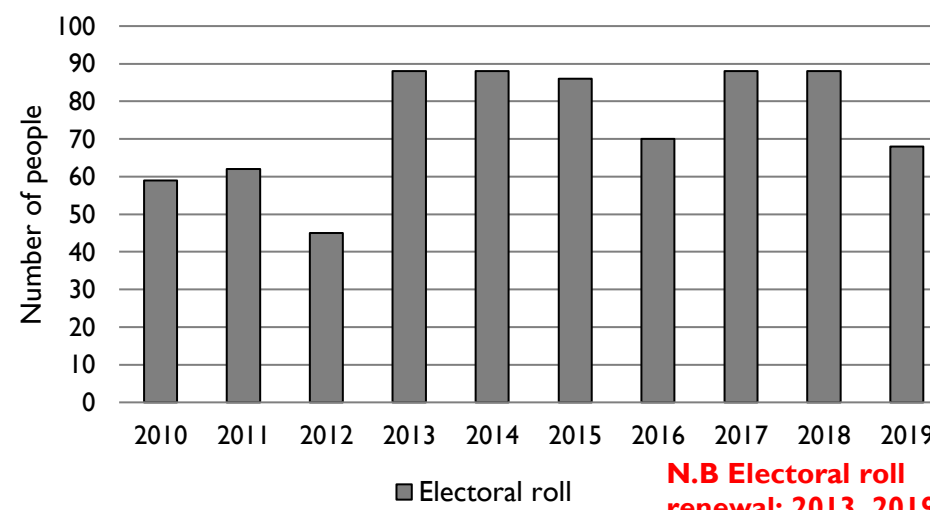
5. Percentage children, 2010-19



6. Baptisms, marriages, & funerals, 2010-19



7. Electoral roll, 2010-19



This dashboard contains figures as submitted by churches currently in the parish
Attendance statistics: taken from annual Statistics for Mission returns.

Average weekly attendance: attendance at Sunday and midweek church services & fresh expressions in October; Figs 1 & 5 do not include attendance at services for schools.

Easter: Easter Eve & Easter Day; Christmas: Christmas Eve & Christmas Day.

Baptisms: all baptisms & thanksgivings.

Marriages: marriages and services of prayer & dedication after civil marriages.

Funerals: those held in church & at crematoria/cemeteries.

Worshipping Community information has been collected from 2012 onwards.

Census data: taken from the 2011 national Census and the 2018 population update.

Deprivation statistics: IMD taken from the English Indices of Deprivation, published by the Ministry of Housing, Communities & Local Government, Sept 2019.

The above statistics have been mapped onto parish boundaries so are approximations.

For more information, see:

<https://www.churchofengland.org/researchandstats>

Variations in attendance from year to year may be the result of changes in the number of churches that submitted returns, or changes in parish/benefice structure.

Number of churches included in returns: 2010 3; 2011 3; 2012 1; 2013 3; 2014 0; 2015 3; 2016 3; 2017 3; 2018 3; 2019 3.

Produced by the Research and Statistics Unit, Church House, Great Smith Street, London SW1P 3AZ. Date of production: 23/9/20.

Every effort has been made to ensure that data are reliable. We would be pleased to be notified of any significant errors or omissions by email to statistics.unit@churchofengland.org



Follow us on Twitter:
@cofestats

