

# Dashboard for the parish of Donnington: St Mary in the Deanery of The Severn Vale Deanery

## Parish census and deprivation summary

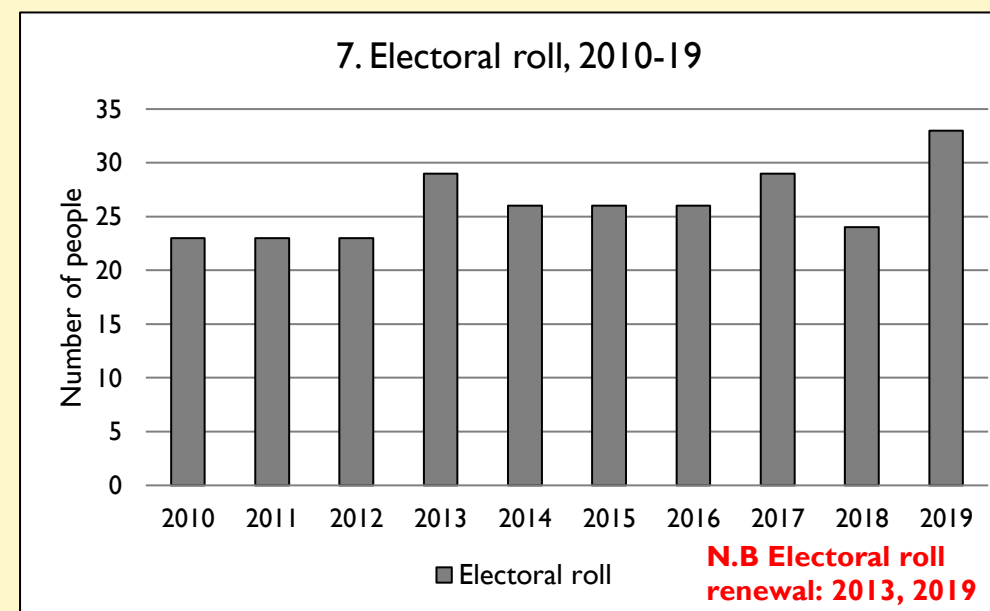
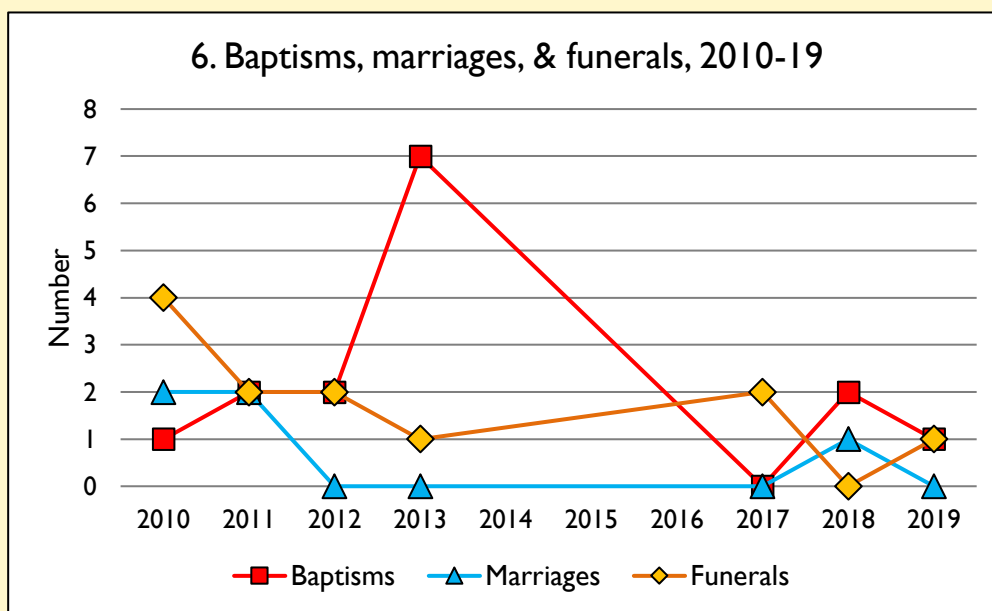
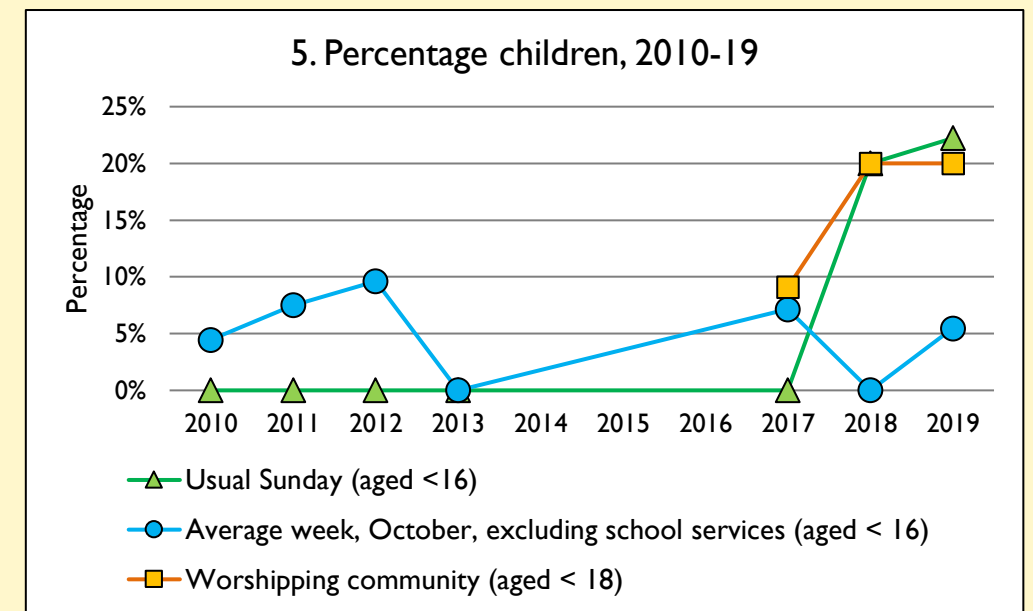
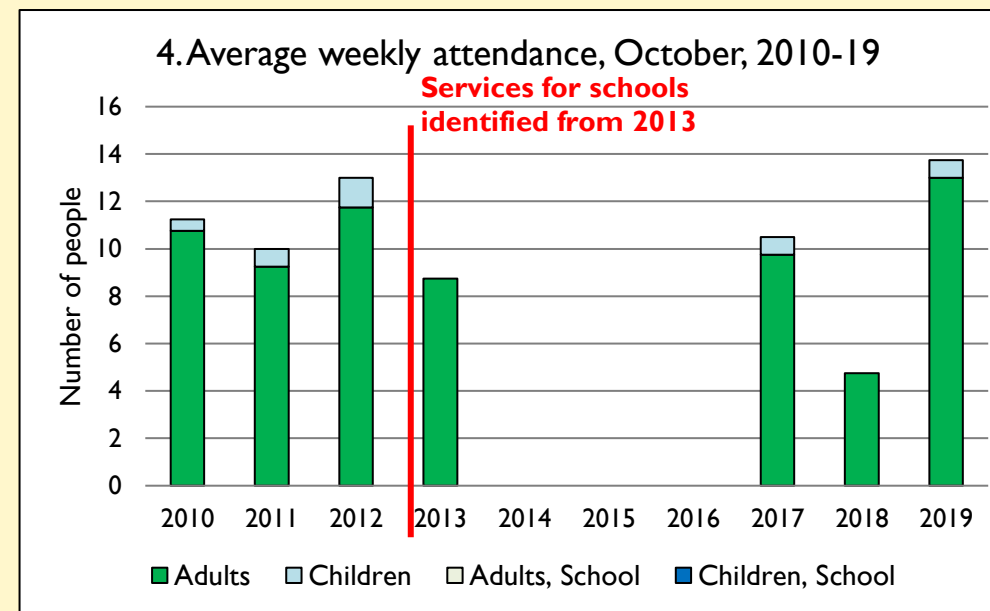
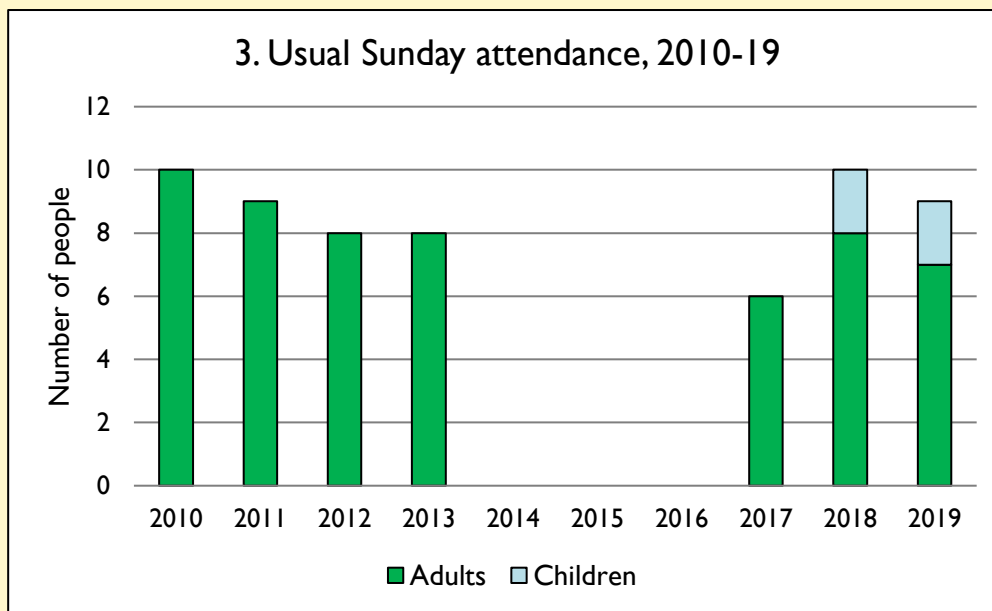
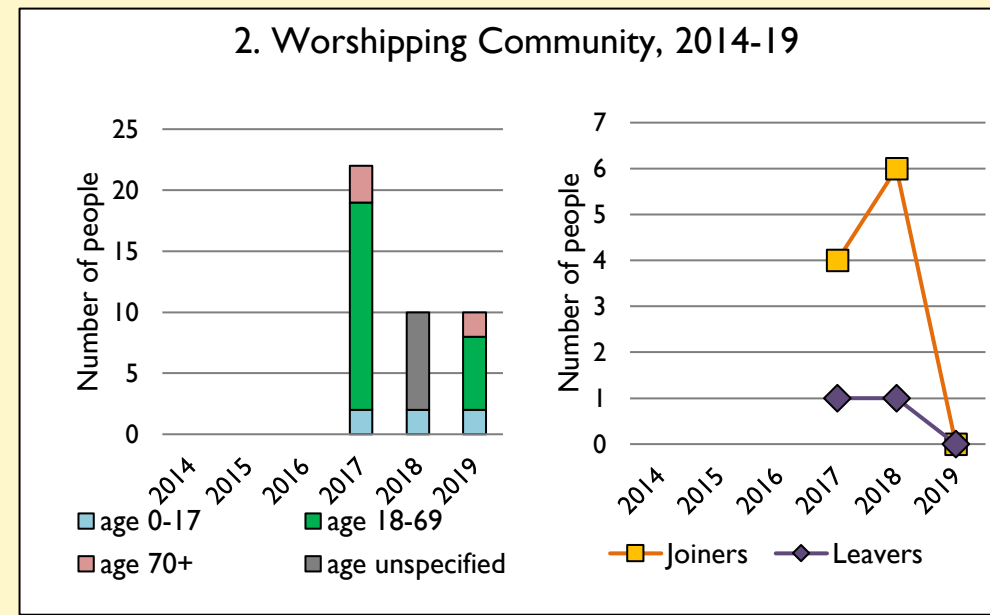
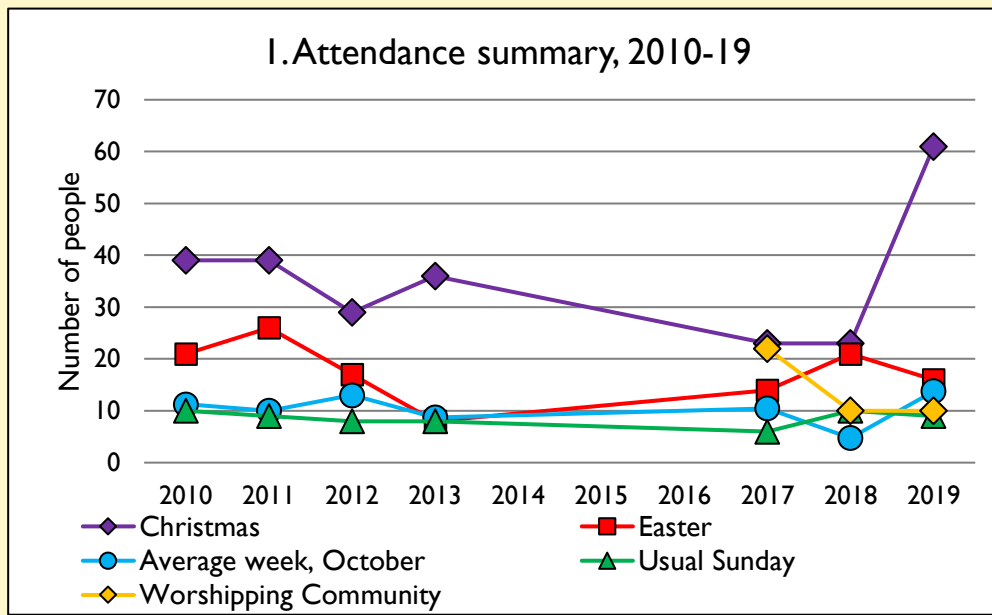
Parish population (2018): 86

	Parish	Diocese	National
% aged 0-17	16%	21%	21%
% aged 18-44	28%	33%	37%
% aged 45-64	32%	28%	25%
% aged 65 & over	24%	19%	16%
% Christian	68%	64%	59%
% non-Christian religion	1%	2%	9%

Parish deprivation rank (IMD, 2019): 9321  
(1=most deprived parish in the Church of England, 12,382=least deprived)

For more detailed census & deprivation info: see <http://arcg.is/1RaS4CS>  
<https://www.churchofengland.org/researchandstats>  
and <http://www2.cuf.org.uk/poverty-england/poverty-map>

Number of churches in parish (2020): 1 Parish code: 160055



This dashboard contains figures as submitted by churches currently in the parish

**Attendance statistics:** taken from annual Statistics for Mission returns.

Average weekly attendance: attendance at Sunday and midweek church services & fresh expressions in October; Figs 1 & 5 do not include attendance at services for schools.

Easter: Easter Eve & Easter Day; Christmas: Christmas Eve & Christmas Day.

Baptisms: all baptisms & thanksgivings.

Marriages: marriages and services of prayer & dedication after civil marriages.

Funerals: those held in church & at crematoria/cemeteries.

Worshipping Community information has been collected from 2012 onwards.

**Census data:** taken from the 2011 national Census and the 2018 population update.

**Deprivation statistics:** IMD taken from the English Indices of Deprivation, published by the Ministry of Housing, Communities & Local Government, Sept 2019.

The above statistics have been mapped onto parish boundaries so are approximations.

For more information, see: <https://www.churchofengland.org/researchandstats>

Variations in attendance from year to year may be the result of changes in the number of churches that submitted returns, or changes in parish/benefice structure.

**Number of churches included in returns: 2010 1; 2011 1; 2012 1; 2013 1; 2014 0; 2015 0; 2016 0; 2017 1; 2018 1; 2019 1.**

Produced by the Research and Statistics Unit, Church House, Great Smith Street, London SW1P 3AZ. Date of production: 23/9/20.

Every effort has been made to ensure that data are reliable. We would be pleased to be notified of any significant errors or omissions by email to [statistics.unit@churchofengland.org](mailto:statistics.unit@churchofengland.org)

Follow us on Twitter: @cofestats

